

# Spruill Center FOR THE Arts

CLASSES ■ EVENTS ■ GALLERIES

CLASSES  
WINTER 2024



Spruill Center for the Arts, Education Center  
5339 Chamblee Dunwoody Road, Atlanta, GA 30338  
770.394.3447 | [spruillarts.org](http://spruillarts.org)

SCAN HERE TO REGISTER >





# WELCOME TO THE SPRUILL CENTER





We are excited to welcome students into our space starting January 2024!

Our new 8,300 square foot building will host 2 new ceramic studios, 2 new drawing/painting/mixed media rooms, a new mosaics & stained glass room, a new blacksmithing studio, a woodturning studio and a new community room to host visiting artists and special workshops.

What's more, the pathway from the back of the library parking lot to the building will now be a paved ramp (no more stairs!) making it easier to bring a rolling cart of supplies into the building.

## New Drawing Classes & Workshops!

See pages 6, 7 and 9




**New Painting  
Classes & Workshops!**  
See pages 23-28



**New Kiln-  
Fused Glass  
Workshops!**  
See page 14



**New Ceramic Classes!**  
See pages 3 & 4



**New Children's Art Classes!**  
See page 32

Advanced Member Registration opens November 14 for ceramics and mosaics and November 15 for all other art classes.  
General Registration opens November 20.



## Shop the most amazing handcrafted gifts in Dunwoody!

The 30th annual Holiday Art Fair officially opens Thursday evening, November 16 at 6pm. This year's curated event features works from over 100 local artists ranging in mediums from ceramics and jewelry to fiber arts, home décor, holiday and so much more!

### Spruill Gallery Holiday Hours

November 17—30: Tuesday—Saturday, 10am-5pm (closed Thanksgiving Day)

December 1—23: Monday—Saturday, 10am-5pm, Sunday, 12-5pm

4681 Ashford Dunwoody Road, Dunwoody, GA 30338 ♦ [spruillarts.org/gallery](https://spruillarts.org/gallery) ♦ 770.394.4019



## Free Art Closet opens November 14!

Thanks in part to a grant received from the City of Dunwoody, we are pleased to announce the opening of our free art closet.

Need a sketchbook, pencil or paint brushes? Stop by Education Center and grab whatever you need to start your next art project.

The Art Closet will be open Monday-Friday, 11am-5pm . Stop by the registration office for assistance.



## CERAMICS - HANDBUILDING

### "IMAGINATION IS MORE IMPORTANT THAN KNOWLEDGE" \*

Let's experiment and play with out-of-the-ordinary techniques of hand building, raku, surface decoration and more. We'll go wherever curiosity takes us. No pre-established syllabus but hopefully fun and accomplishment will be had by all. See [spruillarts.org](http://spruillarts.org) for additional details regarding supplies.

(\* -Albert Einstein -)

#### **Carol Brull Course # 241CEHB095**

Fri, Jan 12 - Mar 15 10:00 AM to 12:30 PM 10 Sessions

Non-member \$305.00

Member \$285.00

### **FINDING YOUR WAY WITH CLAY - AN ALL LEVELS HANDBUILDING CLASS**

A variety of handbuilding techniques including pinch, slab and coil will be explored through both functional and non-functional projects demonstrated each week. The instructor will be responsive to each student's level of experience whether a beginner or a more advanced student. Basics of electric kiln glazing and raku are included. See [spruillarts.org](http://spruillarts.org) for additional details regarding supplies.

#### **Dana Shelton Course # 241CEHB040**

Thu, Jan 11 - Mar 14 7:00 PM to 9:30 PM 10 Sessions

Non-member \$305.00

Member \$285.00

### **HANDBUILDING - ALL LEVELS**

Beginning students will learn basic hand building techniques. For those intermediate and advanced students, individual study is geared to each student's own direction. Projects are designed to expand the ideas behind the work and fine tune the technical quality of the work. Improve and have fun! An optional tool kit is available for a \$10 fee, PAYABLE TO THE INSTRUCTOR during the first class. See [www.spruillarts.org](http://www.spruillarts.org) for additional details regarding supplies.

#### **Janet Schneider Course # 241CEHB160**

Sun, Jan 7 - Mar 10 2:00 PM to 4:30 PM 10 Sessions

**OR**

#### **Judy Robkin Course # 241CEHB170**

Wed, Jan 10 - Mar 13 10:00 AM to 12:30 AM 10 Sessions

Non-member \$305.00

Member \$285.00

### **HANDBUILDING FOR EVERYONE**

Recommended as a Student's first ceramics course, though more advanced students are also welcome. The thing about clay is, you can turn it into almost anything with just your hands and a few simple tools. We will explore the many techniques available to create, decorate and fire work that is "you". Functional to sculptural; the sublime to the ridiculous. Whether you are new to clay or an experienced professional, it is all possible and Carol will show you how. See [spruillarts.org](http://spruillarts.org) for additional details regarding supplies.

#### **Carol Brull Course # 241CEHB020**

Tue, Jan 9 - Mar 12 7:00 PM to 9:30 PM 10 Sessions

Non-member \$305.00

Member \$285.00

### **HANDBUILDING RAKU FUSION**

For handbuilders and raku lovers alike, the best of both worlds. We will explore the many techniques available to create, decorate, and fire work that is 'you' including (if you wish) multiple raku techniques that involve the spontaneity, surprises, and smoke that come with this Japanese inspired firing process. See [spruillarts.org](http://spruillarts.org) for additional details regarding supplies.

#### **Carol Brull Course # 241CEHB050**

Mon, Jan 8 - Mar 11 10:00 AM to 12:30 PM 10 Sessions

Non-member \$305.00

Member \$285.00

### **INTRODUCTION TO HAND-BUILDING NEW!**

A variety of handbuilding techniques including, but not limited to pinch, slab and coil will be demonstrated. An incredible variety of forms and expressions are possible as they do not rely on any one principle of construction. This freedom of creating makes possible a personal approach to forming interesting ceramic pieces. See [spruillarts.org](http://spruillarts.org) for additional details regarding supplies.

#### **Julie Skadowski Course # 241CEHB110**

Tue, Jan 9 - Mar 12 10:00 AM to 12:30 PM 10 Sessions

Non-member \$305.00

Member \$285.00

### **INTUITIVE APPROACH TO HANDBUILDING - ALL LEVELS**

A class environment where you, beginner or pro, have the opportunity to explore your own creativity. We often expect to be told what to do, but the secret is: The best stuff resides within yourself. My job is to guide you, show you the unlimited possibilities and offer the technical skills to make it happen. We will use the word "Yes" throughout the class. Yes, we will do the usual handbuilding methods: coil, pinch, slab, etc., including raku, and yes, we will chart our own course while doing so. See [spruillarts.org](http://spruillarts.org) for additional details regarding supplies.

#### **Carol Brull Course # 241CEHB070**

Wed, Jan 10 - Mar 13 10:00 AM to 12:30 PM 10 Sessions

**OR**

#### **Carol Brull Course # 241CEHB080**

Wed, Jan 10 - Mar 13 7:00 PM to 9:30 PM 10 Sessions

Non-member \$305.00

Member \$285.00

### **RAKU - PLAY WITH FIRE**

Raku is a Japanese-inspired firing process that creates spectacular results very rapidly. Lots of smoke, fun, spontaneity and surprises! We will also explore alternative firing techniques such as sawdust and saggar and various decorating techniques including terra sigillata, propane torching, smoking, etc. The emphasis is on glazing and firing; therefore, some experience with clay construction methods is desirable, though not mandatory. See [spruillarts.org](http://spruillarts.org) for additional details regarding supplies.

#### **Carol Brull Course # 241CERA010**

Mon, Jan 8 - Mar 11 7:00 PM to 9:30 PM 10 Sessions

Non-member \$305.00

Member \$285.00

## **SURFACE TEXTURE IN HAND-BUILDING**

Learn how to create functional and decorative pottery through hand-building techniques. Enhance your creations by the application of surface textures that will add depth and personality to your work. See [spruillarts.org](http://spruillarts.org) for additional details regarding supplies.

### **Regina Wolff Course # 241CEHB100**

Tue, Jan 9 - Mar 12 10:00 AM to 12:30 PM 10 Sessions

**OR**

### **Regina Wolff Course # 241CEHB105**

Thu, Jan 11 - Mar 14 10:00 AM to 12:30 PM 10 Sessions

Non-member \$305.00

Member \$285.00

## **SEDER PLATES FOR PASSOVER NEW!**

This 3-day workshop will focus on creating a personal heirloom seder plate. In a fun environment we will explore traditional and non-traditional symbolism in order for you to produce a plate that reflects your own take on the holiday. Open to all levels; no prior experience with clay required

### **Carol Brull**

### **Rabbi Ruth Abusch-Magder Course # 241CESP100**

Thu, Feb 1-15 10:00 AM to 12:30 AM 3 Sessions

Non-member \$225.00

Member \$205.00

## **CERAMICS - WHEEL**

### **WHEEL - ALL LEVELS**

Beginning students will learn study principles of making pottery forms on the wheel. Students will learn throwing, trimming and glazing techniques. More advanced students will continue to develop these techniques and concentrate on individual projects and expression. An optional tool kit is available for a \$10 fee, PAYABLE TO THE INSTRUCTOR during the first class. See [www.spruillarts.org](http://www.spruillarts.org) for additional details regarding supplies.

### **Janet Schneider Course # 241CEWH150**

Sun, Jan 7 - Mar 10 10:00 AM to 12:30 PM 10 Sessions

**OR**

### **Hannah Christopher Course # 241CEWH050**

Mon, Jan 8 - Mar 11 10:00 AM to 12:30 PM 10 Sessions

**OR**

### **Denise Knaggs Course # 241CEWH110**

Mon, Jan 8 - Mar 11 10:00 AM to 12:30 PM 10 Sessions

**OR**

### **Chris Sandlin Course # 241CEWH105**

Mon, Jan 8 - Mar 11 7:00 PM to 9:30 PM 10 Sessions

**OR**

### **Maydelle (May) Lucas Course # 241CEWH040**

Tue, Jan 9 - Mar 19 No class 2/13 9:30 AM to 12 N 10 Sessions

**OR**

### **Denise Knaggs Course # 241CEWH115**

Tue, Jan 9 - Mar 12 10:00 AM to 12:30 PM 10 Sessions

**OR**

### **Mary Zeigler Course # 241CEWH100**

Thu, Jan 11 - Mar 21 No class 1/25 10:00 AM to 12:30 PM 10 Sessions

**OR**

### **Eric Howe Course # 241CEWH070**

Thu, Jan 11 - Mar 14 6:00 PM to 8:30 PM 10 Sessions

**OR**

### **Eric Howe Course # 241CEWH080**

Thu, Jan 11 - Mar 14 8:30 PM to 11:00 PM 10 Sessions

**OR**

### **Maydelle (May) Lucas Course # 241CEWH045**

Fri, Jan 12 - Mar 22 No class 2/9 9:30 AM to 12 N 10 Sessions

**OR**

### **Hannah Christopher Course # 241CEWH075**

Fri, Jan 12 - Mar 15 7:00 PM to 9:30 PM 10 Sessions

Non-member \$305.00

Member \$285.00

### **WHEEL - BEGINNING**

Learn the basic principles of making pottery forms on the wheel. Students will learn throwing, trimming and glazing techniques. Bring a towel to the first class. An optional tool kit is available for a \$10 fee, PAYABLE TO THE INSTRUCTOR during the first class. See [spruillarts.org](http://spruillarts.org) for additional details regarding supplies.

### **Janet Schneider Course # 241CEWH135**

Sat, Jan 6 - Mar 9 9:00 AM to 11:30 AM 10 Sessions

**OR**

### **Ken Horvath Course # 241CEWH015**

Wed, Jan 10 - Mar 13 6:00 PM to 8:30 PM 10 Sessions

Non-member \$305.00

Member \$285.00

### **WHEEL - INTERMEDIATE & ADVANCED**

**PREREQUISITE:** Two wheel classes. Go beyond the basics! Enjoy the fun and stimulation of working with other intermediate and advanced students as we explore pedestals, casseroles, sculptural additions, and ways of making your pots unique! Refine your shapes and techniques to achieve stronger design. Emphasis will be given to experimenting with glazes, all to achieve professional-looking results. See [spruillarts.org](http://spruillarts.org) for additional details regarding supplies.

### **Vicki Paulet Course # 241CEWH130**

Sat, Jan 6 - Mar 9 1:00 PM to 3:30 PM 10 Sessions

**OR**

### **John Gresens Course # 241CEWH035**

Mon, Jan 8 - Mar 11 7:00 PM to 9:30 PM 10 Sessions

**OR**

### **John Gresens Course # 241CEWH175**

Tue, Jan 9 - Mar 12 7:00 PM to 9:30 PM 10 Sessions

**OR**

### **Ken Horvath Course # 241CEWH125**

Wed, Jan 10 - Mar 13 10:00 AM to 12:30 PM 10 Sessions

Non-member \$305.00

Member \$285.00

## COMMUNITY PROGRAMS

### CREATIVE CONNECTIONS: A DEMENTIA-FRIENDLY ART PROGRAM

Creative Connections is a weekly program designed to engage individuals with or without dementia and their care partners in the arts. The program promotes creative self-expression, communication and enhancement of self-esteem. Each class will focus on the art experience and the process of making art as opposed to the finished product. Group discussions will be led by the instructor.

NOTE TO CARE PROVIDERS: When registering your participant for this course please provide your contact information (i.e. phone number and email address). Questions? Call our registration office at 770.394.3447, x 0

**Mary Kirsch Course # 241AFA100**

Tue, Jan 9 - Feb 27 10:30 AM to 12 N 8 Sessions

## CREATIVE WRITING

### NOVEL AND SHORT STORY WRITING

Join other students in a lively class guaranteed to get you started off right. Characterization, plotting, voice, marketing and other topics writers need to know about will be discussed in depth. This class is designed to help unpublished writers take that next step-to publishing. Many authors have taken Knight's classes and gone on to publish, including some who have become New York Times bestselling authors. This is a writing intense class with in-class assignments and homework assignments that will help to clarify the murky waters of writing to publish.

Students will need to bring either a notebook and pen or a laptop or tablet to take notes during each class.

**Nancy Knight Course # 241CWNS010**

Tue, Jan 9 - Feb 27 6:30 PM to 9:00 PM 8 Sessions

Non-member \$250.00

Member \$230.00

## DECORATIVE ARTS

### BASIC FLOWER ARRANGEMENT

Turn your grocery store flowers into a beautiful, artistic arrangement. You'll learn the principles of centerpieces, buffet displays, and theme arrangements for parties and more. Items to bring to class: one bunch of mixed flowers and a sharp knife or garden shears. You will go home with a finished arrangement.

**Kathy Walton Course # 241DADF040**

Wed, Feb 14 10:00 AM to 1:00 PM 1 Session

**OR**

**Kathy Walton Course # 241DADF045**

Sun, Mar 10 1:00 PM to 3:00 PM 1 Session

Non-member \$105.00

Member \$85.00

### NATURAL HANDLOTIONS & TOILETRIES

It's easy to make your own handcreams and lotions, customized to different skin types with fragrances, healing herbs, and even goat's milk. Then move on to bath salts, body rubs, lip balm, cleansing cream, and cologne. Go home with many jars of skin care products and recipes for many more. Materials Fee of \$40 PAYABLE TO INSTRUCTOR in class.

**Anne Rambo Course # 241DAH015**

Sun, Jan 21 1:00 PM to 4:00 PM 1 Session

**OR**

**Anne Rambo Course # 241DAH020**

Sun, Mar 24 1:00 PM to 4:00 PM 1 Session

Non-member \$130.00

Member \$110.00

### HANDCRAFTED "COLD-PROCESS" ALL NATURAL SOAPMAKING

Create your own soaps customized to your skin type and fragrance preferences. It's easy, economical, and fun. Using the "cold process" method, you will make soap from scratch like pioneer homesteaders. Use high quality, all natural ingredients for soap that is good for your skin - add herbs, essential oils, fruits, vegetables, grains, milk, and more. You'll never buy synthetic, chemically preserved, grocery store detergent bars again! A Materials Fee of \$40 is PAYABLE TO THE INSTRUCTOR during the session.

**Anne Rambo Course # 241DASL010**

Sun, Jan 14 1:00 PM to 4:30 PM 1 Session

**OR**

**Anne Rambo Course # 241DASL015**

Sun, Mar 17 1:00 PM to 4:30 PM 1 Session

Non-member \$130.00

Member \$110.00

## DIGITAL ARTS CLASSES & WORKSHOPS

### ART THROUGH ADDITIVE MANUFACTURING **NEW!**

Are you interested in 3-d printing but don't know where to start? This class starts with an introduction to computer design software and ends with a finished 3-d print of your design. During the course students will learn the principles of designing a solid part with an emphasis on understanding the advantages and limitations of the 'additive manufacturing' process. Everyone will work through a guided project and then have a chance to bring their own ideas to fruition.

**John Doane Course # 241DIAM100**

Tue, Jan 9 - Feb 13 10:00 AM to 12 N 6 Sessions

Non-member \$175.00

Member \$155.00

### INTRO TO PROCREATE

The iPad app Procreate has revolutionized the world of digital art. In this 4-week session, students will learn how to create custom brushes, special drawing tips and secret shortcuts, plus so much more! This is a beginner level class to help gain an understanding of the program's basic functions and how to best use it.

Spruill has iPads with the Procreate app for use during the session. If you want to bring your own iPad, please feel free to do so.

**Phoebe Rothwell Course # 241DIPR100**

Wed, Jan 10-31 6:30 PM to 8:30 PM 4 Sessions

**OR**

**Phoebe Rothwell Course # 241DIPR105**

Wed, Feb 21 - Mar 13 6:30 PM to 8:30 PM 4 Sessions

Non-member \$230.00

Member \$210.00

### PROCREATE BASICS - WORKSHOP FOR TEENS (AGES 12-18)

This class is to help understand the basics of Procreate. We will be learning how to utilize the drawing and editing tools, secret shortcuts of the program, how to create and import brushes, and even animate! This is a beginner level class, meant to help teens better understand how the program works, so as to help improve their digital art.

iPads and Procreate app will be provided by Spruill.

**Phoebe Rothwell Course # 241YTDP200**

Sun, Jan 21 1:00 PM to 4:00 PM 1 Session

**OR**

**Phoebe Rothwell Course # 241YTDP205**

Sun, Feb 18 1:00 PM to 4:00 PM 1 Session

**OR**

**Phoebe Rothwell Course # 241YTDP210**

Sun, Mar 10 1:00 PM to 4:00 PM 1 Session

Non-member \$165.00

Member \$145.00

## DRAWING

### BASIC DRAWING

This course is for anyone interested in learning how to draw as well as those who would like to improve their drawing abilities. Taught by a published illustrator, students will examine the fundamentals of drawing while exploring various media and techniques. Students will learn the basics of line, shape, value, texture and perspective to create finished drawings in pencil and charcoal. Students will draw subject matter provided by the instructor. See [spruillarts.org](http://spruillarts.org) for additional details regarding supplies.

**Mary Kirsch Course # 241DWBD020**

Wed, Jan 10 - Feb 14 1:00 PM to 3:00 PM 6 Sessions

Non-member \$220.00

Member \$200.00

### COMPOSITION - BEGINNING & INTERMEDIATE

Learn the basic principles and skills of good composition. Students will use a variety of sources and mediums including master paintings, photographs, and their own work. Supplies discussed at first session or see [spruillarts.org](http://spruillarts.org) for additional details regarding supplies.

**Chery Baird Course # 241DWCO010**

Tue, Jan 9 - Feb 27 9:30 AM to 12 N 8 Sessions

Non-member \$230.00

Member \$210.00

### CREATIVE DRAWING: EXPLORE THE POSSIBILITIES OF GRAPHITE, CHARCOAL, AND INK **NEW!**

According to Noah Webster, Drawing, essentially a technique where an instrument is used to mark paper or another two-dimensional surface in which images are depicted on a surface by making lines, tonal areas, washes and other non-linear marks. Instruments used might be pencils, Neo Color Crayons, pens with inks, brushes with paints, or any combination. Through the projects we will work on in class, we'll examine the unique benefits each tool provides to better understand its use in both solo works and in concert with any of the myriad of others available --- And the fun part is all the while students (Beginners &/or Experienced) develop the skills they will need & use through their artistic career.

Drawing is a visual art that uses an instrument to mark paper or another two-dimensional surface. The instruments varied & over time we will learn much about each of them and the magic they bring to otherwise unadorned surfaces.

\$13 MATERIALS FEE PAYABLE TO INSTRUCTOR AT FIRST CLASS. Past student work can be seen at my website on student gallery pages. See [www.spruillarts.org](http://www.spruillarts.org) for a list of supplies you will need to bring to class.

**John Horne Course # 241DWDP235**

Wed, Feb 21 - Mar 27 12:00 PM to 3:00 PM 6 Sessions

**OR**

**John Horne Course # 241DWDP230**

Wed, Jan 10 - Feb 14 12 N to 3:00 PM 6 Sessions

Non-member \$190.00

Member \$170.00

## DRAWING - BEGINNING AND INTERMEDIATE

Learn all basic drawing principles utilizing various drawing mediums. Highlights will include mark-making, ways of seeing, blind contour, gesture, negative space, value, etc. Bring a pencil and a spiral-bound 18" x 24" (smooth) drawing pad to first session. Additional supplies discussed at first session or see [spruillarts.org](http://spruillarts.org) for additional details regarding supplies.

### Chery Baird Course # 241DWDW010

Thu, Jan 11 - Feb 29 9:30 AM to 12 N 8 Sessions

Non-member \$230.00  
Member \$210.00

## DRAWING ALL LEVELS

Drawing is the basis for painting and also for exploring the world around us. Through demonstrations, exercises and discussion of master examples, students gain further knowledge about how to see clearer and translate that vision into line, shape, value and form. Students will work from still life, photo reference and live models. Model fee will be collected in class. The supply list is available on the course registration page.

### Lisa Guyton Course # 241DWAA180

Thu, Jan 25 - Mar 14 7:00 PM to 9:00 PM 8 Sessions

Non-member \$250.00  
Member \$230.00

## DRAWING THE FIGURE FROM PHOTOS

Drawing the figure from a live model has classically been the preferred method, but working from photo reference can be equally helpful-and a bit simpler for the average aspiring artist! This class will give students a great opportunity to develop and improve their figure drawing skills without having to pay any model fees to do so! Students will be able to draw the figure nude or clothed, from photographic reference they provide. Reference can be from life, or from works of art including paintings, drawings, or sculpture. Media can also be of the student's choosing including Graphite, Charcoal, or Pastel. See [spruillarts.org](http://spruillarts.org) for additional details regarding supplies.

### Thomas Key Course # 241DWFD130

Thu, Jan 18 - Mar 7 6:30 PM to 9:30 PM 8 Sessions

Non-member \$275.00  
Member \$255.00

## DRAWING: BEYOND THE BASICS (DRAWING 2)

This class is a wonderful opportunity to build upon and expand your basic drawing skills! The instructor will challenge the students with a variety of still-life set-ups focusing on building rendering skills. Composition and technique will be also be central themes to this class as well as an emphasis on COLOR. Media will include graphite, charcoal, conte, colored pencil, and chalk pastel. Modest drawing skills from previous studies would be helpful. Please bring an 18" x 24" drawing pad and some pencils to the first class. See [www.spruillarts.org](http://www.spruillarts.org) for a list of supplies you will need to bring to class.

### Thomas Key Course # 241DWDW080

Mon, Jan 15 - Mar 4 6:30 PM to 9:30 PM 8 Sessions

Non-member \$275.00  
Member \$255.00

## FIGURE DRAWING - TEENS & ADULTS: 17YRS & UP

A three hour, sight-based, life-drawing class is available for both TEENAGE & ADULTS. Especially beneficial for Art Students whose schedules prevent the joining weekday classes. Emphasizes a focus on representational drawing, draftsmanship, relationships & composition for beginning to advanced drawing students. Explore SPACIAL & ELEMENTAL RELATIONSHIPS & VOLUMETRICS while learning of the bonds between edges & mass, observation & experimentation. Lastly develop a clear ability to understand, see, compose and dynamically render the human form. Open to all drawing media (i.e. charcoal, color pencils, pastels, conte, ink & watercolor) Live models in all classes.

MODEL FEES ARE COLLECTED BY THE INSTRUCTOR AT THE FIRST CLASS.

Past student work can be seen at my website on student gallery pages. See [www.spruillarts.org](http://www.spruillarts.org) for a list of supplies you will need to bring to class.

### John Horne Course # 241DWP065

Sat, Jan 13 - Feb 17 9:30 AM to 12:30 PM 6 Sessions

## OR

### John Horne Course # 241DWP070

Sat, Feb 24 - Mar 23 9:30 AM to 12:30 PM 5 Sessions

Non-member \$210.00  
Member \$190.00

## FIGURE DRAWING: ALL LEVELS WELCOME, NOVICE - ADVANCED

A class emphasizing a focus on representational drawing, draftsmanship & relationships for beginning to advanced figure drawing students. NOTE: SOME PREVIOUS DRAWING EXPERIENCE REQUIRED TO TAKE THIS COURSE.

Students explore spatial relationships & volumetrics while noting and learning the bonds between edges & mass, observation & experimentation & while developing a strong ability to see, compose, understand and dynamically render the body. All drawing media are acceptable (charcoal, color pencils, pastels, conte, ink & watercolor) to describe the body's physical structure, attitude, proportion, dynamics & tension. Live models in all classes. MODEL FEES ARE COLLECTED BY THE INSTRUCTOR AT THE FIRST CLASS. Past student work can be seen at my website on student gallery pages. See [www.spruillarts.org](http://www.spruillarts.org) for a list of supplies you will need to bring to class.

### John Horne Course # 241DWFD050

Tue, Jan 9 - Feb 13 6:30 PM to 9:30 PM 6 Sessions

## OR

### John Horne Course # 241DWFD150

Tue, Feb 20 - Mar 26 6:30 PM to 9:30 PM 6 Sessions

Non-member \$225.00  
Member \$205.00

## INTRO TO DRAWING ANIMALS NEW!

Have you always wanted to learn how to draw your family pet or favorite animals? Receive instruction from a professional artist on the basics of drawing animals.

Starting with the general drawing fundamentals and gestural drawings, students learn easy ways to achieve positive results with their drawings. During the 6-week course, students will enjoy completing multiple drawings of different animals, and have an opportunity to draw some animals of their own.

Just a 9 x 12 sketchbook, 2H pencil, and white eraser are required for having fun!

### David Jackson Course # 241DWDA100

Mon, Jan 8 - Feb 5 6:30 PM to 8:30 PM 5 Sessions

Non-member \$250.00  
Member \$230.00



## INTRODUCTION TO DRAWING (DRAWING 1)

This class will explore basic drawing techniques including light and shadow, line, perspective, and composition. Through a series of demos and set-ups, students will learn to construct visually interesting drawings while gaining a sound understanding of materials and methods. This course is intended for students looking to gain a solid foundation in drawing, which will provide the basis for moving towards more advanced techniques such as figure drawing, painting, and sculpture. Materials used will include: graphite, charcoal, conte' crayon, and ink. See [spruillarts.org](http://spruillarts.org) for additional details regarding supplies.

### Thomas Key Course # 241DWDW060

Sun, Jan 14 - Mar 10 No class 2/4 12:30 PM to 3:30 PM 8 Sessions

Non-member \$275.00  
Member \$255.00

## LIGHT & SHADOW, A 3D VISUAL LANGUAGE (ALL LEVELS)

Continue to FEED your artistic spirit while treating yourself to another fun class. Learn to 'sculpt' w/ pencils & 'paint' w/ charcoal, in an enthusiastic class geared to multiple levels, beginners through advanced. A world of exciting, dynamic, drawing is yours by focusing on: light, white shadows, composition, perspective, structure, value, proportion & mixed media. All presented in a progressive format where each session builds on the last so you can join anytime! Initially students work in B/W, from instructor -or- student provided photographs ultimately using a wide variety of media. Work in black/white & color. A group critique will be incorporated into each class. Past student work can be seen at my website on student gallery pages. See [www.spruillarts.org](http://www.spruillarts.org) for a list of supplies you will need to bring to class

### John Horne Course # 241DWDW055

Fri, Jan 12 - Feb 16 10:00 AM to 1:00 PM 6 Sessions

Non-member \$210.00  
Member \$190.00

## LIGHT & SHADOW, A 3D VISUAL LANGUAGE (ALL LEVELS)

Continue to develop your artistic spirit while treating yourself to another fun class. Learn to 'sculpt' w/ pencils & 'paint' w/ charcoal, in an enthusiastic class geared to multiple levels, beginners through advanced. A world of exciting, dynamic, drawing is yours by focusing on: light, white shadows, composition, perspective, structure, value, proportion & mixed media. All presented in a progressive format where each session builds on the last so you can join anytime! Initially students work in B/W, from instructor -or- student provided photographs ultimately using a wide variety of media. Work in black/white & color. A group critique will be incorporated into each class. Past student work can be seen at my website on student gallery pages. See [www.spruillarts.org](http://www.spruillarts.org) for a list of supplies you will need to bring to class

### John Horne Course # 241DWDW155

Fri, Feb 23 - Mar 29 10:00 AM to 1:00 PM 6 Sessions

Non-member \$210.00  
Member \$190.00

## PASTELS AND OILS WITH MARGARET DYER

We will work with live models, still-lives, florals and photos. We'll explore drawing, composition, anatomy, proportion, value, perspective and color. Using a step-by-step method in both oils and pastels, you'll see how easily you can tackle complicated subjects.

Be prepared to paint (or pastel) in every class.

You will be sent a schedule by email before class begins. On days we have a model, we will spend the first half hour doing gesture drawing on newsprint, so bring an 18x24 newsprint pad, vine or compressed charcoal and money to pay model fee (approximately \$10, depending on number of student in class that day). The rest of that class period we will paint the long pose, working with your choice of oils or pastels.

Supply List available on [www.spruillarts.org](http://www.spruillarts.org) or <http://margaretdyer.com/workshops.html>

### Margaret Dyer Course # 241DWPS260

Thu, Jan 11 - Feb 29 10:00 AM to 1:00 PM 8 Sessions

## OR

### Margaret Dyer Course # 241DWPS265

Thu, Jan 11 - Feb 29 2:00 PM to 5:00 PM 8 Sessions

## OR

### Margaret Dyer Course # 241DWPS270

Thu, Jan 11 - Feb 29 6:30 PM to 9:30 PM 8 Sessions

Non-member \$235.00  
Member \$215.00

## PET PORTRAIT AND WILDLIFE DRAWING

This fun and exciting class is especially designed for those who want to draw a portrait of their furry family member! Pets are such an integral part of our lives, so why not learn how to capture that special relationship with a drawing in black and white or color? Students will provide the photo reference to work from of their favorite dog, cat or otherwise, while the instructor will demonstrate techniques ranging from animal fur, proportions, eyes, teeth, etc. Students will also be free to draw more exotic animals if they wish. Media will include graphite, charcoal, conte', and pastel. See [www.spruillarts.org](http://www.spruillarts.org) for a list of supplies you will need to bring to class.

### Thomas Key Course # 241DWPP060

Tue, Jan 16 - Mar 5 6:30 PM to 9:30 PM 8 Sessions

Non-member \$275.00  
Member \$255.00

## PORTRAIT DRAWING WITH THOMAS KEY (ALL LEVELS)

Have you ever wanted to be able to draw the human face and achieve an accurate likeness? Now you can! This class will focus on seeing the human face as a series of basic shapes and patterns of light and shadow. Instructor will illustrate techniques through a series of drawing demonstrations. Students will provide their own photographic sources as reference and draw in a variety of media including graphite, charcoal, conte' crayon and chalk pastel. This class is open to all skill levels, but some basic drawing skills would be helpful. RETURNING STUDENTS WELCOME. See [spruillarts.org](http://spruillarts.org) for additional details regarding supplies.

### Thomas Key Course # 241DWPT010

Wed, Jan 17 - Mar 6 6:30 PM to 9:30 PM 8 Sessions

Non-member \$275.00  
Member \$255.00

## PORTRAIT DRAWING FOR TEENS & ADULTS: 16YRS - ADULT

A 3 hour class for all levels (ages 16 & up) 'DRAW WHAT YOU SEE YOU KNOW YOU SEE'.

A life-drawing class available for both TEENAGERS & ADULTS. Especially beneficial for those with schedules preventing weekday class attendance. Emphasizes a focus on representational drawing, draftsmanship, relationships & composition for beginning to advanced drawing students. Explore SPACIAL & ELEMENTAL RELATIONSHIPS & VOLUMETRICS while learning of the bonds between edges & mass, observation & experimentation. Lastly develop a clear ability to understand, see, compose and dynamically render the human form. Open to all drawing media (i.e. charcoal, color pencils, pastels, conte, ink & watercolor) Live models in all classes.

MODEL FEES ARE COLLECTED BY THE INSTRUCTOR AT THE FIRST CLASS.

Past student work can be seen at my website on student gallery pages. See [www.spruillarts.org](http://www.spruillarts.org) for a list of supplies you will need to bring to class.

### John Horne Course # 241DWP165

Sat, Jan 13 - Feb 17 1:00 PM to 4:00 PM 6 Sessions

OR

### John Horne Course # 241DWP170

Sat, Feb 24 - Mar 30 1:00 PM to 4:00 PM 6 Sessions

Non-member \$230.00  
Member \$210.00

## PORTRAIT DRAWING: THE STRUCTURE OF THE HEAD NEW!

Explore basic head construction and learn how to render complex forms of the head in a simple way through structural/rhythmical approaches. Classically trained instructor, Onix Torres, will demonstrate how to block a major form, then break down features of the face, adding more information in a systemic way. Students will develop their technical skills through step-by-step exercises, copying for pictures, drawing from life and from their imagination. We will look at straight on, three-quarter and profile head angles. Visit [spruillarts.org](http://spruillarts.org) for a list of supplies needed for class.

### Onix Torres Course # 241DWP100

Fri, Jan 12 - Feb 16 9:30 AM to 12:30 PM 6 Sessions

Non-member \$245.00  
Member \$225.00

## THE ART OF MAKING COMICS

Students will receive instruction from a professional comic artist on the art of making comics. Learn the history of sequential art and what makes a captivating comic for readers. From concept to drawing instruction, you'll get a basic overview of the comic creating process! Develop your own story ideas and share with the class before completing your own comic page over the 5 week session. Discover the joy of storytelling in the comic format with an introduction to the necessary steps to creating your own comics.

Required supplies are a 9x12 sketchbook or larger, 2H or H pencils, white eraser, and clear 12" ruler.

### David Jackson Course # 241DWCB150

Mon, Feb 19 - Mar 18 6:30 PM to 8:30 PM 5 Sessions

Non-member \$230.00  
Member \$210.00

## DRAWING WORKSHOPS

### ANYONE CAN LEARN TO DRAW

Perfect for students at all levels who want to learn drawing fundamentals so they can improve their drawing and painting skills. The class will start with simple exercises and expand into finished drawings. You'll be guided through easy methods to accurately represent line, proportion, depth, shadows and texture working with graphite and charcoal. A \$10.00 Materials Fee is PAYABLE TO THE INSTRUCTOR for all course supplies, or bring your own supplies. See [spruillarts.org](http://spruillarts.org) for information regarding the instructor and additional details regarding supplies.

### Sharon Weiss Course # 241DWLD020

Sun, Jan 14-28 1:00 PM to 4:00 PM 3 Sessions

Non-member \$195.00  
Member \$175.00

### ILLUSTRATION USING PERSPECTIVE FROM SHAPE AND FORM

Are you struggling with drawing in perspective? This two-day workshop takes a scientific approach to perspective and utilizes 3-D printed tools, to see perspective in a new light. All students will receive a detailed workbook with samples of various techniques for drawing in different perspectives, along with exercises to complete. Perfect for those wanting to hone their skills and focus on technique. The only thing you'll need to bring to class is a pencil and an enthusiastic attitude.

### John Doane Course # 241DWP350

Thur, Jan 18-25 1:00 PM to 4:00 PM 2 Sessions

Non-member \$170.00  
Member \$150.00

### PORTRAIT DRAWING FOR TEENS & ADULTS: 17YRS - ADULT

A 3 hour class for all levels (ages 16 & up) 'DRAW WHAT YOU SEE YOU KNOW YOU SEE'.

A life-drawing class available for both TEENAGERS & ADULTS. Especially beneficial for those with schedules preventing weekday class attendance. Emphasizes a focus on representational drawing, draftsmanship, relationships & composition for beginning to advanced drawing students. Explore SPACIAL & ELEMENTAL RELATIONSHIPS & VOLUMETRICS while learning of the bonds between edges & mass, observation & experimentation. Lastly develop a clear ability to understand, see, compose and dynamically render the human form. Open to all drawing media (i.e. charcoal, color pencils, pastels, conte, ink & watercolor) Live models in all classes.

MODEL FEES ARE COLLECTED BY THE INSTRUCTOR AT THE FIRST CLASS.

Past student work can be seen at my website on student gallery pages. See [www.spruillarts.org](http://www.spruillarts.org) for a list of supplies you will need to bring to class.

### John Horne Course # 241DWP165

Sat, Jan 13 - Feb 17 1:00 PM to 4:00 PM 6 Sessions

OR

### John Horne Course # 241DWP170

Sat, Feb 24 - Mar 30 1:00 PM to 4:00 PM 6 Sessions

Non-member \$230.00  
Member \$210.00

## INTRODUCTION TO DRAWING WORKSHOP

Learn how easy it is to draw multiple subjects with simple shapes! Perfect for those who want to try their hand at drawing and begin their exploration into art since drawing is the key fundamental skill to learn when creating art. You'll create simple line drawings of a landscape, still-life, and an animal. Pencil and paper will be supplied for you!

### David Jackson Course # 241DWDW040

Sat, Feb 10 10:00 AM to 1:00 PM 1 Session

Non-member \$130.00

Member \$110.00

## MIXED MEDIA DRAWING

Improve your mark-making skills and vocabulary with traditional and unusual drawing mediums, while making a series of drawings. Working with multiple mediums will allow students to explore a variety of possibilities. The skills and techniques learned in this class will translate into other areas of art. Come and enjoy this unique drawing experience. See [spruillarts.org](http://spruillarts.org) for additional details regarding supplies.

### Chery Baird Course # 241DWMW020

Thu, Jan 11-25 1:00 PM to 4:30 PM 3 Sessions

OR

### Chery Baird Course # 241DWMW025

Thu, Jan 11-25 6:00 PM to 9:30 PM 3 Sessions

Non-member \$215.00

Member \$195.00

## THE JOY OF PAINTING WITH PASTELS

For beginner or intermediate students looking for a new medium for studio or on-site sketching. Pastels are like drawing with a palette of readymade colored sticks. Turn your landscape photos into works of art while you learn to use pastels. Learn how to create an underpainting and layer pastels using a variety of techniques and different paper colors. You will complete a simple landscape painting during the first class. Bring 8 - 10 favorite landscape photos of landscapes or seascapes with good lighting. Pay \$10.00 Materials Fee to instructor at workshop, or bring your own supplies. For Supply List and more information on instructor, go to [www.spruillarts.org](http://www.spruillarts.org).

### Sharon Weiss Course # 241DWGP010

Sun, Mar 10-17 1:00 PM to 5:00 PM 2 Sessions

Non-member \$145.00

Member \$125.00

## TOOLS & TECHNIQUES: EVERYTHING YOU NEED TO START DRAWING

KNOWLEDGE IS POWER! So many have told me they won't draw because it's just too hard. And many others feel the hardest part of "getting into drawing" is deciding what to draw, how to draw 'it', with what tools &/or surfaces? Then the issues of figural & facial proportions, perspective & vanishing points, chiaroscuro, composition, focus points, surface preparation and of course for portrait artists: facial planes, hands & drawing hair. Day two will include & may well focus on areas important to the students!

We will look at all the above in as much depth as time allows to ensure you achieve a comfort level with the concepts and tools. There is a basic class supply list, you should bring those to 1st class & we'll review them and more.

Remember, Drawing can & should be more about the experience ('the journey') than the results & the best tools are ones that encourage you to stay loose and limit self judgment whenever possible. Using different or slightly better materials will make what you're doing intentional and help you focus.

A Materials Fee of \$13 (includes 1 class model fee) is PAYABLE TO THE INSTRUCTOR at the first class.

### John Horne Course # 241DWTT100

Fri, Sat, Jan 5-6 10:00 AM to 3:00 PM 2 Sessions

Non-member \$180.00

Member \$160.00

## YES YOU CAN DRAW WORKSHOP NEW!

Everyone can draw. If you are intimidated by drawing or creating drawings for your paintings, this workshop is for you. In this course you will acquire a holistic approach to drawing in a fear-free systematic way. The workshop covers gesture drawing, values, negative spaces, and mark making. This is a great workshop for those seeking to develop or strengthen their drawing skills in general as well as those seeking to perfect their drawing skills to create paintings.

### Beatriz Maliszewski Course # 241DWDW070

Mon, Jan 29 10:00 AM to 12 N 1 Session

Non-member \$110.00

Member \$90.00



## FIBER ARTS

### BATIK AND WATERCOLOR SCARVES

Come spend 2 lovely afternoons creating your own beautiful and shimmering scarves- you will be delighted with the process and your finished scarves! We will apply hot soy wax resist to create lines and patterns and then hand-paint vibrant fabric dyes to 8" x 54" 100% Habotai silk scarves and watch our spring scarves bloom with color. Students can create 5 scarves in the Saturday class using batik wax, as well as watercolor painting, salt effects and shibori techniques! There will be a 30 minute lunch break and students can bring food/drink. On Sunday students set the dyes and remove batik wax. Students are encouraged to bring a clothes iron from home on Sunday. NO EXPERIENCE NEEDED. All materials are included in the Materials Fee of \$50, PAYABLE TO INSTRUCTOR at workshop. Registration deadline- 2 weeks before workshop. More images of samples maybe found at [www.joannehernandezmetals.com](http://www.joannehernandezmetals.com).

#### Joanne Hernandez Course # 241FABS020

Sat, Jan 13, 10:00 AM to 6:00 PM, Sun, Jan 14, 10:00AM to 1:00PM  
2 Sessions

Non-member \$245.00  
Member \$225.00

### BEGINNING KNITTING

Learn the fundamentals of knitting such as casting on, the garter stitch (also known as the knit stitch) and binding off. The project for the workshop will be a knitted coaster with fringe. Students will leave understanding the basics of knitting and be well on their way to knit scarves, dishcloths and so much more! Ideal for beginners or those who need a little refresher. ALL TOOLS AND SUPPLIES ARE INCLUDED.

#### Amy Gresens Course # 241FAFF185

Sat, Feb 17 10:00 AM to 12:30 PM 1 Session

Non-member \$155.00  
Member \$135.00

### CROCHET - MAKE A HANDBAG NEW!

Crochet your own handbag in this intermediate level class. We will incorporate several crochet stitches and learn how to crochet in the round to create your own stylish, sturdy bag. Knowledge of simple crochet stitches required.

#### Sharon Mateer Course # 241FAFF260

Tue, Jan 23 10:00 AM to 12 N 1 Session

#### OR

#### Sharon Mateer Course # 241FAFF265

Sat, Jan 27 10:00 AM to 12 N 1 Session

Non-member \$150.00  
Member \$130.00

### INTRO TO QUILTING WORKSHOP F+F

Join the sewing circle and learn the basics of quilting in this one-day workshop. Instructor, Zachary Francis will demonstrate piecing, basting, and quilting. Students will have the opportunity to design and create a small quilted wall hanging perfect for any occasion.

#### Zachary Francois Course # 241FABQ100

Fri, Jan 19 6:30 PM to 8:00 PM 1 Session

Non-member \$110.00  
Member \$90.00

### KNITTING - INTRODUCTION TO COLORWORK NEW!

Take your knitting to the next level and learn to do Stranded Colorwork. In this class we will learn how to alternate two colors of yarn to create a colorwork cowl. This is a great way to build your knitting skills and learn a new technique with a simple colorwork pattern that creates a beautiful, warm cowl. This is an intermediate level class and requires knitting in the round and knowing the knit and purl stitches.

#### Sharon Mateer Course # 241FAKC100

Tue, Feb 20 10:00 AM to 12 N 1 Session

#### OR

#### Sharon Mateer Course # 241FAKC105

Sat, Feb 24 10:00 AM to 12 N 1 Session

Non-member \$150.00  
Member \$130.00

### KNITTED PROJECTS: MAKE A HAT F+F

Learn how to make a chunky, comfy knitted hat in just a few short hours! This one day workshop will demonstrate how to knit in the round on circular needles and how to switch to double point needles to shape the top of the hat. The project will incorporate both the knit stitch and the purl stitch to create a beautiful texture. Previous knitting experience required. Students will need to purchase their own yarn and knitting needles for this course. Visit [spruillarts.org](http://spruillarts.org) to view the supply list.

#### Amy Gresens Course # 241FAFF130

Fri, Feb 16-23 6:30PM to 8:30 PM 2 Sessions

Non-member \$155.00  
Member \$135.00

### LEATHER CRAFTING: LEATHER ACCESSORIES AND A SHOULDER BAG

You will have time to make 1 leather shoulder bag of your choice, complete with adjustable strap, OR choose 2 accessory projects: Leather belt, wallet, passport wallet, journal, phone belt pouch, drawstring pouch, lady's wallet, or envelope clutch purse. Please let the Spruill Center know of your choices when you register. Depending on the project you will be able to learn techniques of cutting leather and various stitching styles. If desired, you can learn how to use a wood burning tool to inscribe a design directly on to the leather and then colorize it using your choice of dyes, India Ink brushes, and gel pens. All leathers, straps, materials, tools, and instructions are provided, along with templates. No artistic ability is necessary, nor is any previous leather working experience. You do not need to bring anything except lunch, enthusiasm, and your desire to make something beautiful!

\*\*Choose ONLY 1 shoulder bag OR you may choose 2 accessory projects.

#### Tom Slavicek Course # 241LWAA105

Sat, Jan 20 10:00 AM to 4:30 PM 1 Session

#### OR

#### Tom Slavicek Course # 241LWAA125

Sat, Mar 9 10:00 AM to 4:30 PM 1 Session

Non-member \$162.00  
Member \$142.00

### QUILTING FOR BEGINNERS - REPURPOSE WITH A PURPOSE

Learn the basics of quilting, including piecing, basting, quilting, and binding in this 5 week workshop. Working with repurposed materials, students will learn all the necessary skills and gain the confidence to create their own solid or checkered quilts. See [spruillarts.org](http://spruillarts.org) for a list of supplies needed for this course.

#### Zachary Francois Course # 241FABQ010

Fri, Jan 26 - Feb 16 6:30 PM to 8:30 PM 4 Sessions

Non-member \$195.00  
Member \$175.00

# GLASS: KILN-FUSED GLASS, LAMPWORKING AND STAINED GLASS

## BEGINNING & INTERMEDIATE STAINED GLASS

Have fun learning the art of stained glass. All steps from the selection of glass to finished work are taught. Both copper foil and leaded glass techniques are covered. Students will complete two to four works. Intermediates work on projects of their choice and learn techniques not covered in Beginner work. Beginner's Materials Fee of \$40 is PAYABLE TO THE INSTRUCTOR during first class. Intermediates provide their own supplies. Additional supplies and glass are available for purchase from the instructor.

NOTE: This is an 11-week course as opposed to previous quarters that were 9 weeks. This will allow students more time to work on their holiday projects.

### Anne Rambo Course # 241GLSG010

Mon, Jan 8 - Mar 4 6:30 PM to 9:30 PM 9 Sessions

Non-member \$250.00

Member \$230.00

## BEGINNING GLASS BEADMAKING

Learn basic flameworking techniques using an oxygen/propane torch to make glass beads. Students will learn through lecture, demos and hands-on experience. They will also benefit from working alongside more seasoned flameworkers as they learn in this exciting studio setting. Supplies needed (glass rods: approximate cost \$10 - \$30) will be discussed at the first class. Students are requested to wear natural fiber clothing with long sleeves, and must be 18 or older. This class is not for pregnant women.

### Margo Knight Course # 241GLGB050

Sat, Jan 6 - Mar 2 No class 1/27 12 N to 2:30 PM 8 Sessions

Non-member \$235.00

Member \$215.00

## BEGINNING GLASS BEADMAKING

This course is an introduction to glass beadmaking using flameworking techniques on an oxygen/propane torch. Each class will start with a lecture/demo and then the students will work hands-on to practice making beads. We will start by covering torch and beadmaking basics. We will then explore various beginning techniques including controlling bead shape, making and using stringers, applying surface treatments and the myriad of way to use dots. We use soft glass in the class (COE 104). Glass will be available for purchase in the classroom - actual cost will depend on the number of beads made and the average cost runs \$15 to \$30 per quarter. The class is held in a studio setting with other beginner students. Students should wear natural fiber clothing with long sleeves and must be 18 or older. This class is not for pregnant women.

### JoAnn Bogner Course # 241GLGB015

Tue, Jan 9 - Feb 13 1:30 PM to 5:30 PM 6 Sessions

Non-member \$235.00

Member \$215.00

## BEGINNING STAINED GLASS

Learn the art of stained glass using the foil technique in this fun and exciting class. Spruill instructor, Maria Sarmiento, will discuss glass selection, and demonstrate cutting, foiling, and soldering. Students will work on two to four projects during the course.

See [spruillarts.org](http://spruillarts.org) for a list of supplies needed for the class.

### Maria Sarmiento Course # 241GLSG025

Tue, Jan 9 - Mar 12 10:30 AM to 12:30 PM 10 Sessions

## OR

### Maria Sarmiento Course # 241GLSG015

Fri, Jan 12 - Mar 15 6:00 PM to 8:00 PM 10 Sessions

## OR

### Maria Sarmiento Course # 241GLSG020

Fri, Jan 12 - Mar 15 3:00 PM to 5:00 PM 10 Sessions

Non-member \$250.00

Member \$230.00

## GLASS ART - KILNFORMING

Students in this class will complete four to six projects such as vases, bowls, plates, jewelry and more. Come learn everything you need to know to get started fusing & slumping glass art. Each week there will be discussion covering everything from proper cutting of glass, to the technical aspect of finishing a piece. You will also get plenty of creative time with hands on help. All levels of experience are welcome. \$100 Materials Fee INCLUDED IN REGISTRATION FEE. IMPORTANT: Do NOT wear sandals or open-toed shoes to this class. Shoes that cover and protect your feet are a must. Shoes that lace and tie, such as tennis or jogging shoes, are best.

### Kelly Thames Course # 241GLKF050

Tue, Jan 9 - Feb 13 6:30 PM to 8:30 PM 6 Sessions

## OR

### Kelly Thames Course # 241GLKF040

Wed, Jan 10 - Feb 21 No class 2/14 10:00 AM to 12 N 6 Sessions

## OR

### Kelly Thames Course # 241GLKF055

Mon, Jan 22 - Feb 12 9:00 AM to 12:00 PM 4 Sessions

## OR

### Kelly Thames Course # 241GLKF045

Thu, Feb 1-22 6:00 PM to 9:00 PM 4 Sessions

## OR

### Starr Petronella Course # 241GLKF060

Sat, Feb 24 - Mar 23 No class 3/16 9:30 AM to 12:30 PM 4 Sessions

## OR

### Starr Petronella Course # 241GLKF065

Fri, Mar 1-29 No class 3/15 9:30 AM to 12:30 PM 4 Sessions

## OR

### Starr Petronella Course # 241GLKF070

Thu, Mar 7-28 6:00 PM to 9:00 PM 4 Sessions

Non-member \$325.00

Member \$305.00

## SCREEN PRINTING ON GLASS

NEW!

Add imagery to your glass art pieces with screen printing. Open a new world of creative possibilities with your screened images on glass, stained and fused glass works.

You will need to bring your own pictures taken by you or royalty free images. Instructor will also provide some images if you don't have any you want to use.

Working with light sensitive material makes it possible to screen print images on glass, whether it be stained glass, fused glass, mosaic or any other glass surface. This is a cutting edge approach to permanently printing "fired on" images.

By the end of the session, you will have several pieces to take home. For those interested in continuing this process at home, you will have the option to purchase your own screen and supplies.

See [spruillarts.org](http://spruillarts.org) for a list of supplies needed for this class.

**Maria Sarmiento Course # 241GLSP050**

Tue, Jan 9 - Feb 13 6:00 PM to 8:00 PM 6 Sessions

Non-member \$305.00

Member \$285.00

## INTERMEDIATE/CONTINUING GLASS BEADMAKING

Expand and strengthen your glass beadmaking skills! Using an oxygen/propane torch, we will work on various techniques including encasing, florals, hollow and sculptural beads, complex cane, off-mandrel work, and dichroic glass. This class is open to students who have completed Beginning Glass Beadmaking or have equivalent experience, as well as more advanced beadmakers. Class will be held in a studio setting which may

## INTERMEDIATE/CONTINUING GLASS BEADMAKING - VIRTUAL EDITION

Join us for a virtual version of Intermediate/Continuing Glass Beadmaking.

This class is open to those with prior beadmaking experience and access to flameworking equipment. No studio time will be provided in connection with this class.

This class will be held via Zoom at the same time the in-person class is being held at Spruill, and will consist of discussions and a live-streamed demo. After the demo, the Zoom portion of the class will be ended and virtual students will work on the project in their own studios. Students will be requested to submit photos of the work they do during the week, and in succeeding classes we will begin with sharing those photos and discussing any questions or problems students may have come across, discoveries they made, and directions they may have taken inspired by the demo. Discussion will then be followed by the current week's demo.

This Class meets virtually. Class sessions will be recorded and available for you to review after each meeting. Students must have taken a class with this instructor or have instructor's approval prior to registration.

**Margo Knight Course # 241GLGB040**

Sat, Jan 6 - Mar 2 No class 1/27 10:00 AM to 12 N 8 Sessions

Non-member \$120.00

Member \$100.00

## GLASS WORKSHOPS: KILN-FUSED GLASS AND STAINED GLASS

### BIG Bowls

In this one-day workshop participants will create their own 16" round or square fused glass bowl. Design & color theory techniques in glass will be discussed to aid in the creation process. It would be helpful but not required to come to class with some ideas and or sketches. Bowls will be fired in the kiln twice. May take up to two weeks for bowls to be returned to artist. BEGINNERS ARE WELCOME! All tools are provided.

IMPORTANT: Do NOT wear sandals or open-toed shoes to this class. Shoes that cover and protect your feet are a must. Shoes that lace and tie, such as tennis or jogging shoes, are best.

**Kelly Thames Course # 241GLBB010**

Sun, Feb 18 12 N to 3:00 PM 1 Session

Non-member \$225.00

Member \$205.00

### DATE NIGHT - SUSHI FOR 2: PAIR OF GLASS PLATES AND DIP BOWLS - FUSED GLASS F+F

Grab your specie, mate, friend, mom or adult kiddo for the perfect night to be together and get creative. You will each be creating your own plate and dip bowl which together will create a pretty cool set. Want to go on a solo night out, no problem, you are welcome to come make your own set of plates and dip bowls.

These plates are perfect for sushi, chicken nuggets or salads if that's how you roll.

A great class for beginners or the seasoned expert.

All gorgeous pieces will be available for pick up within 1 week of class. Glass supply fee included in the course fee.

**Starr Petronella Course # 241GLGS025**

Fri, Feb 23 6:30 PM to 9:00 PM 1 Session

Non-member \$220.00

Member \$200.00



## DATE NIGHT FOR 2 - FUSED GLASS COASTERS

F+F

Grab your favorite person or perhaps a new date for a Fun Friday Night out. Together you both will make a complete set of Fused Glass Coasters (4 total) to live up your side tables.

This is a perfect introduction to fused kiln glass and a great way to be creative with little stress. Did I already mention quality time with your special person? Each class begins with a brief introduction on how to use the tools and glass that you will be supplied. Perfect for beginners or the seasoned expert.

All art work will be available for pick-up one week after class.

### **Starr Petronella Course # 241GLGS020**

Fri, Mar 22 6:30 PM to 8:30 PM 1 Session

OR

### **Starr Petronella Course # 241GLGS015**

Fri, Jan 12 6:30 PM to 8:30 PM 1 Session

Non-member \$165.00

Member \$145.00

## GLASS ELEMENTS WITH FREEZE FUSE **NEW!**

Take your kiln-forming glass skills to a new level. In this one-day workshop you will learn how to make a 3-dimensional glass elements to use on your kiln-formed glass pieces. Accessory glass creations will be fired upon class completion and can be picked up one week after class.

### **Karen Ordway Course # 241GLFF050**

Sat, Mar 16 10:00 AM to 4:00 PM 1 Session

Non-member \$150.00

Member \$130.00

## GLASS GARDEN STAKES

Come create beautiful yard art with this one day workshop. You have a choice of a round or diamond shaped metal stand to then create your kiln fused glass piece that will be fired and then glued into place. Ready for pick up and placement in your garden one week after class. Glass created is approximately 8.5" and the stands are approximately 3.5' tall.

### **Kelly Thames Course # 241GLGS010**

Sun, Mar 3 12 N to 2:00 PM 1 Session

Non-member \$180.00

Member \$160.00

## FUSED GLASS 3D FLOWERS

Want to create a flower that never dies and looks beautiful all year round? Join us in creating 2 three-dimensional fused glass flowers to add to any vase or container. This workshop will be completed in 2 sessions. In the first session, you will cut and arrange the pieces of glass needed to make the flowers. They will then be fused and slumped for the second session where you will be assembling them. Choose from a poppy, hibiscus, daffodil, lily or daisy to create.

Previous fusing or stained glass experience is helpful but not required.

Feel free to bring your own gloves for working with the glass.

IMPORTANT: Do NOT wear sandals or open-toed shoes to this workshop. Shoes that cover and protect your feet are a must.

### **Seonaid Whitefield Course # 241GLWF010**

Sat, Jan 13 and 20 12 N to 3:00 PM 2 Sessions

Non-member \$160.00

Member \$140.00

## GNOME TAKE OVER - FUSED GLASS PLANTER AND GARDEN ART

Need a little extra magic around the home? Add a sprinkle of Gnome magic to your garden, lawn or indoor plants with these awesome kiln fused glass characters.

May cause smiles, giggles and even a little laughter.

Perfect for beginners to kiln fused glass or the seasoned expert.

Students average creating 2-4 mischievous gnomes during class.

All pieces will be available for pick up 1 week after class.

### **Starr Petronella Course # 241GLGS070**

Wed, Mar 13 6:30 PM to 9:00 PM 1 Session

Non-member \$155.00

Member \$135.00

## OCEAN WAVE BOWL – KILN FUSED GLASS **NEW!**

For the times when you are craving the sand and ocean waves, but can't quite get there, it's wonderful to have a vibe of the beach at home with our own handmade Ocean Wave inspired bowl.

This gorgeous piece will have a clear base piece then we will use a range of various ocean blues to create the magical wave that will be the focal point of your beautiful bowl.

This class is perfect for beginners and experienced glass artists alike. No experience necessary. Class will begin with brief instruction of all the tools and basic techniques to fused glass, then it's off to play and dream of the ocean.

These pieces are around 11" diameter and will be kiln fused and slumped to finish your beautiful piece. Due to the fusing time for each piece please note that the finished bowls will be available for pick-up at Spruill one week after class.

### **Starr Petronella Course # 241GLKF080**

Sun, Mar 24 12:30 PM to 3:00 PM 1 Session

Non-member \$245.00

Member \$225.00

## STAINED GLASS JEWELRY

Use stained glass copper foil techniques to make jewelry pendants, earrings and charms. Learn to cut glass shapes, apply foil, and solder with lead-free solder. Apply a jump ring or bail and you're done! Also learn "sandwiching" pictures, flowers, etc. between two pieces of glass. These jewelry pieces are easy and make great gifts!! A short lunch break will be taken. \$40 Material Fee PAYABLE TO INSTRUCTOR at workshop covers everything you will need to make a number of items. NO PRIOR STAINED GLASS EXPERIENCE NECESSARY.

### **Anne Rambo Course # 241GLJE015**

Sun, Feb 25 10:30 AM to 4:30 PM 1 Session

Non-member \$190.00

Member \$170.00

## STAINED GLASS WINDCHIMES

Make a beautiful, musical windchime or mobile using scrap stained glass. No glass cutting experience necessary. Learn to drill holes in glass and the secrets of securely fastening the "dangles". A Materials Fee of \$25 PAYABLE TO THE INSTRUCTOR at the workshop covers all the materials needed to go home with a fabulous finished windchime.

### **Anne Rambo Course # 241GLWC010**

Sun, Feb 11 1:00 PM to 4:30 PM 1 Session

Non-member \$125.00

Member \$105.00

## JEWELRY & METALSMITHING

### ALL LEVEL METAL CLAY: INTERLOCKING PENDANTS

This is a fun and exciting class for a beginner to develop good metal clay skills as well as the advanced student in the challenge of their design. This interlocking pendant class will have students designing and creating two part pendants. The pendant will be the focal point as well as the functional front closure of the jewelry piece. This class will have an emphasis on helping the student develop good solid construction techniques, designing a proper and functional frontal closure while having a strong emphasis on creative design. The class will also cover some fun ways in clay handling, fireable gemstone settings and finishing techniques appropriate for the individual pieces being made. This is a great class for all levels. It does not include any metal clay products, or embellishing fireable gems.

We will be working in Art Clay 950 sterling or AC fine silver (student choice).

#### Patricia Lillie Course # 241JEMC530

Tue, Jan 9 - Feb 27 10:00 AM to 1:00 PM 8 Sessions

Non-member \$375.00  
Member \$355.00

### ALL LEVEL METAL CLAY: INTERLOCKING PENDANTS

This is a fun and exciting class for a beginner to develop good metal clay skills as well as the advanced student in the challenge of their design. This interlocking pendant class will have students designing and creating two part pendants. The pendant will be the focal point as well as the functional front closure of the jewelry piece. This class will have an emphasis on helping the student develop good solid construction techniques, designing a proper and functional frontal closure while having a strong emphasis on creative design. The class will also cover some fun ways in clay handling, fireable gemstone settings and finishing techniques appropriate for the individual pieces being made. This is a great class for all levels. It does not include any metal clay products, or embellishing fireable gems.

We will be working in Art Clay 950 sterling or AC fine silver (student choice).

#### Patricia Lillie Course # 241JEMC535

Tue, Jan 9 - Feb 27 6:30 PM to 9:30 PM 8 Sessions

Non-member \$375.00  
Member \$355.00

### BEGINNING GLASS BEADMAKING

Learn basic flameworking techniques using an oxygen/propane torch to make glass beads. Students will learn through lecture, demos and hands-on experience. They will also benefit from working alongside more seasoned flameworkers as they learn in this exciting studio setting. Supplies needed (glass rods: approximate cost \$10 - \$30) will be discussed at the first class. Students are requested to wear natural fiber clothing with long sleeves, and must be 18 or older. This class is not for pregnant women.

#### Margo Knight Course # 241GLGB050

Sat, Jan 6 - Mar 2 No class 1/27 12 N to 2:30 PM 8 Sessions

Non-member \$235.00  
Member \$215.00

### BEGINNING GLASS BEADMAKING

This course is an introduction to glass beadmaking using flameworking techniques on an oxygen/propane torch. Each class will start with a lecture/demo and then the students will work hands-on to practice making beads. We will start by covering torch and beadmaking basics. We will then explore various beginning techniques including controlling bead shape, making and using stringers, applying surface treatments and the myriad of way to use dots. We use soft glass in the class (COE 104). Glass will be available for purchase in the classroom - actual cost will depend on the number of beads made and the average cost runs \$15 to \$30 per quarter. The class is held in a studio setting with other beginner students. Students should wear natural fiber clothing with long sleeves and must be 18 or older. This class is not for pregnant women.

#### JoAnn Bogner Course # 241GLGB015

Tue, Jan 9 - Feb 13 1:30 PM to 5:30 PM 6 Sessions

Non-member \$235.00  
Member \$215.00

### BEGINNING & INTERMEDIATE JEWELRY AND METALSMITHING

Learn the basic techniques of jewelry fabrication and metalsmithing. Students will learn basic jewelry fabrication techniques such as soldering, piercing, finishing, forming, forging, and bezel stone setting. Students are encouraged to work in sterling silver, which they will be able to purchase for approximately \$95-\$120. All necessary tools are provided. For new beginners, THE FIRST CLASS IS MANDATORY. Continuing students may work independently if they wish. Information on instructors is available at [www.spruillarts.org](http://www.spruillarts.org).

#### Thomas Beard Course # 241JEAA220

Fri, Jan 12 - Mar 15 7:00 PM to 10:00 PM 10 Sessions

Non-member \$300.00  
Member \$280.00

### BEGINNING AND INTERMEDIATE METALSMITHING

Learn the basic techniques of jewelry fabrication and metalsmithing. Students will learn basic jewelry fabrication techniques such as soldering, piercing, finishing, forming, forging, and bezel stone setting. Students are encouraged to work in sterling silver, which they will be able to purchase for approximately \$95-\$120. All necessary tools are provided. For new beginners, THE FIRST CLASS IS MANDATORY. Continuing students may work independently if they wish. Information on instructors is available at [www.spruillarts.org](http://www.spruillarts.org).

#### Stacy Nathan Course # 241JEAA105

Wed, Jan 10 - Mar 13 10:00 AM to 1:00 PM 10 Sessions

Non-member \$300.00  
Member \$280.00

## BEGINNING JEWELRY & METALSMITHING

Learn the basic techniques of jewelry fabrication and metalsmithing by making pieces such as bracelets, pendants, and rings. Students will learn soldering with a torch, piercing, finishing, forming, forging, and bezel stone setting. For beginners, THE FIRST CLASS IS MANDATORY. There will be NEW PROJECTS each quarter! All necessary tools are provided. Students will need to purchase their own metal, which will cost approximately \$85-\$110 - supplies will be discussed further during the first class. For information on instructors, please visit [www.spruillarts.org](http://www.spruillarts.org).

### **Sarah Paulsen Course # 241JEAA025**

Sun, Jan 7 - Mar 17 No class 2/4 6:30 PM to 9:30 PM 10 Sessions

**OR**

### **Amy Gresens Course # 241JEAA165**

Mon, Jan 8 - Mar 11 6:30 PM to 9:30 PM 10 Sessions

**OR**

### **Sarah Paulsen Course # 241JEAA020**

Mon, Jan 8 - Mar 18 No class 2/5 10:00 AM to 1:00 PM 10 Sessions

**OR**

### **Leslie Ferrill Course # 241JEAA125**

Tue, Jan 9 - Mar 12 10:00 AM to 1:00 PM 10 Sessions

**OR**

### **Stacy Nathan Course # 241JEAA110**

Wed, Jan 10 - Mar 13 6:30 PM to 9:30 PM 10 Sessions

**OR**

### **Joanne Hernandez Course # 241JEAA150**

Thu, Jan 11 - Mar 14 10:00 AM to 1:00 PM 10 Sessions

**OR**

### **Joanne Hernandez Course # 241JEAA160**

Thu, Jan 11 - Mar 14 6:30 PM to 9:30 PM 10 Sessions

Non-member \$300.00

Member \$280.00

## BEYOND BEGINNING: INTERMEDIATE JEWELRY AND METALSMITHING

In a fun and encouraging classroom, come build upon your foundational basic skills and discover the next level of intermediate design and fabrication. Instructor-guided projects and support will allow students to further fabrication and soldering skills and continue to develop craftsmanship, problem-solving skills and design. This class is an exciting "round-table" of techniques/projects/introductions: surface design (such as keum-boo, enameling, resin and reticulation), bezels and other settings for cabochons and faceted stones (such as tubsetting, step bezels, and non-round/oval stones), metal forming (such as mitered corners, shaping, hollow forms, forging, and the hydraulic press), construction options (such as cold-connections, mini torch, and piercing), and mechanisms (such as hinges, connections, and findings). Students will learn more about all jewelry forms, have more options and can determine their focus. The first class is generally when we meet as a group to discuss the quarterly projects, material options, and more! Techniques, projects and demonstrations vary each quarter. FYI- Joanne is still excitingly making, working, teaching and always learning about art jewelry for 25+ years. For more info and images, please visit [www.joannehernandezmetals.com](http://www.joannehernandezmetals.com). PREREQUISITE: Three Beginning Jewelry and Metalsmithing classes at the Spruill Center for the Arts, or by permission of the instructor.

### **Joanne Hernandez Course # 241JEAC010**

Mon, Jan 8 - Mar 11 10:00 AM to 1:00 PM 10 Sessions

**OR**

### **Joanne Hernandez Course # 241JEAC015**

Mon, Jan 8 - Mar 11 6:30 PM to 9:30 PM 10 Sessions

Non-member \$385.00

Member \$365.00

## BEYOND THE BASICS: DESIGN AND FABRICATION IN METAL

This class guides students as they transition from beginning level metalsmithing techniques to an intermediate level of design and fabrication. Students will work on more complex, instructor-guided projects, furthering their fabrication skills, craftsmanship and design sense. Projects and demonstrations vary each quarter and may include mechanisms such as hinges, clasps, findings, and surface design techniques. PREREQUISITE: Three Beginning Jewelry and Metalsmithing classes at the Spruill Center for the Arts, or by permission of the instructor.

### **Amy Gresens Course # 241JEAC030**

Wed, Jan 10 - Mar 13 6:30 PM to 9:30 PM 10 Sessions

**OR**

### **Susan Saul Course # 241JEAC040**

Wed, Jan 10 - Mar 13 10:00 AM to 1:00 PM 10 Sessions

**OR**

### **Stacy Nathan Course # 241JEAC050**

Thu, Jan 11 - Mar 14 10:00 AM to 1:00 PM 10 Sessions

Non-member \$300.00

Member \$280.00

## INT/ADV METAL CLAY: CHEESE CLOTH AND CORK FREEFORM PENDANTS

In this intermediate / advanced silver metal clay class, we will talk about different freeform techniques. We will start with cheesecloth, draping clay and cork forms. Get ready to let your imagination go wild!

There will be a \$20 Kit fee. Kit fee payable by cash or check to teachers at the first class.

You will need at least 25gms of ART Clay Brand fine silver clay. Please bring a long-term clay keeper, so unused clay doesn't dry out, as well as a container of uncooked rice to transport your greenware pieces back and forth. Student toolboxes will be available to use in the classroom. We do suggest oven mitts and an apron.

\*\*\*Please contact Janell or Jackie before class for details on cheesecloth prep for class.

### **Janell Stephen & Jacqueline Comet Course # 241JEMC545**

Wed, Jan 31 - Mar 27 No class 3/13 6:30 PM to 9:30 PM 8 Sessions

**OR**

### **Janell Stephen & Jacqueline Comet Course # 241JEMC540**

Thu, Feb 1 - Mar 28 No class 3/14 10:00 AM to 1:00 PM 8 Sessions

Non-member \$310.00

Member \$290.00

## INTERMEDIATE/ADVANCED JEWELRY & METALSMITHING

Gain more confidence in your work and expand your abilities in fabrication and construction, problem-solving, creativity and personal design aesthetics through fun and focused demonstrations and one-on-one guidance. Instructor Donna D'Aquino will demonstrate the elements and principles of jewelry design through intermediate to advanced fabrication projects. There will be group discussions and critiques to help students grow and take their jewelry to the next level.

PREREQUISITE: Three Jewelry & Metalsmithing classes, or by permission of the instructor.

### **Donna DAquino Course # 241JEIA075**

Fri, Jan 12 - Mar 15 10:00 AM to 1:00 PM 10 Sessions

Non-member \$340.00

Member \$320.00



## INTERMEDIATE/ADVANCED JEWELRY FABRICATION AND DESIGN

In a supportive and encouraging classroom, come gain more confidence in your work by deepening and expanding your abilities in fabrication and construction, problem-solving, creativity and personal design aesthetics through fun and focused demonstrations and one-on-one guidance. We are more independently focused, as well as have the option to participate in advanced fabrication projects, learn new techniques, and discover new materials. Group discussions will include taking our work to the next level, technical developments, the world of the jewelry artist, and design concepts. Every quarter is based on both group and individual needs, and our first class is when we meet as a group to learn and discuss our quarterly plan, projects, material options and engage as a group. Techniques, projects and demonstrations vary each quarter. FYI- Joanne is still excitingly making, working, teaching and always learning about art jewelry for 25+ years. For more info and images, please visit [www.joannehernandezmetals.com](http://www.joannehernandezmetals.com). **PREREQUISITE:** Six Jewelry & Metalsmithing classes, or by permission of the instructor.

### Joanne Hernandez Course # 241JEAG085

Mon, Jan 8 - Mar 11 1:30 PM to 4:30 PM 10 Sessions

**OR**

### Joanne Hernandez Course # 241JEAG080

Tue, Jan 9 - Mar 12 6:30 PM to 9:30 PM 10 Sessions

Non-member \$425.00

Member \$405.00

## INTRO TO JEWELRY & METALSMITHING

Come explore the art of jewelry making! In this 5-week course students will learn a variety of jewelry making techniques using copper, silver, and brass. Students will also gain an understanding of how to use jewelry making tools to fabricate unique and beautiful pieces of jewelry.

For beginners, THE FIRST CLASS IS MANDATORY. Projects will include a pair of earrings and a pendant with a stone.

All the necessary tools and supplies will be provided. A materials fee of \$50 made payable to the instructor at the first session will cover all project materials (copper, silver and cabochon) needed to complete class projects.

### Sarah Paulsen Course # 241JEAA010

Fri, Jan 12 - Feb 16 No class 2/2 10:00 AM to 1:00 PM 5 Sessions

**OR**

### Sarah Paulsen Course # 241JEAA015

Fri, Feb 23 - Mar 22 10:00 AM to 1:00 PM 5 Sessions

Non-member \$215.00

Member \$195.00

## INTERMEDIATE/CONTINUING GLASS BEADMAKING

Expand and strengthen your glass beadmaking skills! Using an oxygen/propane torch, we will work on various techniques including encasing, florals, hollow and sculptural beads, complex cane, off-mandrel work, and dichroic glass. This class is open to students who have completed Beginning Glass Beadmaking or have equivalent experience, as well as more advanced beadmakers. Class will be held in a studio setting which may include students of various experience levels. Students must be 18 or older. This class is not for pregnant women.

### Margo Knight Course # 241GLGB030

Sat, Jan 6 - Mar 2 No class 1/27 10:00 AM to 2:30 PM 8 Sessions

Non-member \$235.00

Member \$215.00

## INTERMEDIATE/CONTINUING GLASS BEADMAKING - VIRTUAL EDITION

Join us for a virtual version of Intermediate/Continuing Glass Beadmaking.

This class is open to those with prior beadmaking experience and access to flameworking equipment. No studio time will be provided in connection with this class.

This class will be held via Zoom at the same time the in-person class is being held at Spruill, and will consist of discussions and a live-streamed demo. After the demo, the Zoom portion of the class will be ended and virtual students will work on the project in their own studios. Students will be requested to submit photos of the work they do during the week, and in succeeding classes we will begin with sharing those photos and discussing any questions or problems students may have come across, discoveries they made, and directions they may have taken inspired by the demo. Discussion will then be followed by the current week's demo.

This Class meets virtually. Class sessions will be recorded and available for you to review after each meeting. Students must have taken a class with this instructor or have instructor's approval prior to registration.

### Margo Knight Course # 241GLGB040

Sat, Jan 6 - Mar 2 No class 1/27 10:00 AM to 12 N 8 Sessions

Non-member \$120.00

Member \$100.00

## JEWELRY DESIGN LAB

Hit a block in your jewelry designs? Feel like your designs are limp and missing that certain spark? Or maybe you just need a bit of idea focus or process jumpstart? This class is intended to help students with their jewelry design work using exercises, practicals, and projects to get their ideas flowing and focused. Per class interest, metalsmithing techniques will be demonstrated during class. The instructor will work with students individually on their design ideas- discussing process, techniques, and design elements. Students will have class time to work on their designs. There will be class discussions on design and the projects/exercises. Class participation in these discussions is a must! Students should bring a sketchbook, pencils, and ideas to the first class. **PREREQUISITE:** Five (5) Beginning and/or Beyond the Basics Jewelry and Metalsmithing classes at the Spruill Center for the Arts, or by permission of the instructor.

### Theresa St. Romain Course # 241JEAC115

Sun, Jan 7 - Mar 3 No class 1/14, 2/4 2:00 PM to 6:00 PM 7 Sessions

Non-member \$260.00

Member \$240.00

## JEWELRY UFOS & INDEPENDENT STUDY

Come and finally finish your jewelry UFOs (UnFinished Objects) or focus on independent work in the Spruill studio with one-on-one Instructor assistance and guidance. Students will have the support and information to successfully complete unfinished projects and/or have the needed input and suggestions in fabrication, technique, and design of independent work. This class has no specific projects or demonstrations, but rather individual help. Students also have the opportunity and option to develop additional problem-solving skills while listening to and watching during other student's jewelry "consultations". Open to all levels. **PREREQUISITE:** One Jewelry & Metalsmithing classes at the Spruill Center for the Arts or by permission of the instructor.

### Joanne Hernandez Course # 241JEIS100

Tue, Jan 9-23 10:00 AM to 2:00 PM 3 Sessions

**OR**

### Joanne Hernandez Course # 241JEIS105

Tue, Jan 30 - Feb 13 10:00 AM to 2:00 PM 3 Sessions

**OR**

### Joanne Hernandez Course # 241JEIS110

Tue, Feb 20 - Mar 5 10:00 AM to 2:00 PM 3 Sessions

Non-member \$190.00

Member \$170.00

## JEWELRY & METALSMITHING WORKSHOPS

### A BEVY OF BEZELS

In this information-rich workshop, learn all the aspects of fabricating bezel settings for simple to unusual shaped cabochons, finished enamels, alternative materials, and found objects. Students will learn to fuse fine silver bezel strips which provide cleaner settings and the complete removal of frustrating bezel wall solder seams. Adjusting the bezel wall to match the stone's profile, setting stones with corners, and finishing will be covered as well. Topics include object parameters, structural and soldering considerations, design and setting possibilities for creating more personalized jewelry. Students will be able to complete at least one finished bezel jewelry piece. FYI- Joanne is still excitingly making, working, teaching and always learning about art jewelry for 25+ years. For more info and images, please visit [www.joannehernandezmetals.com](http://www.joannehernandezmetals.com). See [www.spruillarts.org](http://www.spruillarts.org) for a list of supplies you will need to bring to class. PREREQUISITE: Two Beginning Jewelry and Metalsmithing classes at the Spruill Center for the Arts or permission of the instructor.

#### Joanne Hernandez Course # 241JEWB130

Sat, Sun, Jan 13-14 10:00 AM to 4:30 PM 2 Sessions

Non-member \$312.00  
Member \$292.00

### INTRO TO COLORFUL RESIN JEWELRY

Get your gal pals together and come play with resin! In this fun-filled 1 day workshop we will create a piece of jewelry using sterling silver and epoxy resin. Students will learn the ins and outs of working with resin from proper mixing to creating signature colors! NOTE: Basic soldering skills required to take this course.

#### Amy Gresens Course # 241JERE020

Sat, Feb 10 10:00 AM to 1:30 PM 1 Session

Non-member \$200.00  
Member \$180.00

### INTRO TO JEWELRY: STACK RINGS

F+F

Get your gal pals together and come play with fire! In this fun and exciting 1-day workshop students will learn the fundamentals of jewelry making including soldering, forging and texturing metal. By the end of the night you will leave with a beautiful set of sterling silver stack rings. All materials will be provided. All you need to do is show up and have fun!

#### Amy Gresens Course # 241JEFF250

Fri, Jan 26 6:30 PM to 9:00 PM 1 Session

Non-member \$160.00  
Member \$140.00

### INTRODUCTION TO SILVER CLAY

Create two pairs of earrings in just one day! Metal clay is a unique material that can be rolled, textured, stamped and molded without using traditional metalsmithing tools. Learn the basics of silver metal clay handling and firing with senior metal clay instructor Pat Lillie. Class fee includes pack of metal clay and the use of all instructor tools and equipment. Students do not need to bring anything. A Materials Kit Fee of \$80 PAYABLE TO INSTRUCTOR AT CLASS.

#### Patricia Lillie Course # 241JEMC150

Sat, Feb 24 10:00 AM to 5:00 PM 1 Session

Non-member \$178.00  
Member \$158.00

### TRANSFORM YOUR SCRAP- CASTING AND ROLLING INGOTS

Come have an exciting time in the studio playing with fire and learning how to turn your clean sterling silver scrap into workable sheet and wire ready for your next jewelry project. Students will melt their sterling silver scrap, with added sterling silver casting grain, in a crucible and pour into both sheet and wire steel ingots molds. Then, students will roll and draw the ingots into a variety of gauges of sheet and profiles of wire. Saturday we will pour metal and start using the rolling mills. On Sunday we will finish rolling and then drawing wire, and the class time will be split into 2 groups of 4 students. There will be two sheet and two wire rolling mills in the classroom, as well as a drawplate bench. This class has a maximum of 8 students. NOTE: Rolling sheet and drawing wire is a continuous and strenuous activity, and students should take breaks as needed. PREREQUISITE: 3 Jewelry/Metalsmithing classes or permission of the instructor. See the Supply List at [www.spruillarts.org](http://www.spruillarts.org) for further information regarding preparing your scrap, casting grain cost and information needed for the workshop. Registration cut-off two weeks prior to the first day of class. More images of samples may be found at [www.joannehernandezmetals.com](http://www.joannehernandezmetals.com).

#### Joanne Hernandez Course # 241JEW010

Sat, Sun, Mar 9-10 10:00 AM to 4:30 PM 2 Sessions

Non-member \$322.00  
Member \$302.00

### HOLLOW RING WORKSHOP

Come discover the versatility and dimensional possibilities of hollow constructed rings! Fabricated with flat sheet and square/rectangular wire, these special rings are great for special techniques, sculptural exploration, and multiple surfaces to consider with texture, pattern, stone settings, and appliques. An info-packed workshop and students will work on their own hollow ring. See [www.spruillarts.org](http://www.spruillarts.org) for a list of supplies you will need to bring to class. FYI- Joanne is still excitingly making, working, teaching and always learning about art jewelry for 25+ years. For more info and images, please visit [www.joannehernandezmetals.com](http://www.joannehernandezmetals.com). PREREQUISITE: Two Beginning Jewelry and Metalsmithing classes at the Spruill Center for the Arts or permission of the instructor.

#### Joanne Hernandez Course # 241JEW280

Sat, Sun, Feb 17-18 10:00 AM to 4:30 PM 2 Sessions

Non-member \$312.00  
Member \$292.00

### STAINED GLASS JEWELRY

Use stained glass copper foil techniques to make jewelry pendants, earrings and charms. Learn to cut glass shapes, apply foil, and solder with lead-free solder. Apply a jump ring or bail and you're done! Also learn "sandwiching" pictures, flowers, etc. between two pieces of glass. These jewelry pieces are easy and make great gifts!! A short lunch break will be taken. \$40 Material Fee PAYABLE TO INSTRUCTOR at workshop covers everything you will need to make a number of items. NO PRIOR STAINED GLASS EXPERIENCE NECESSARY.

#### Anne Rambo Course # 241GLJE015

Sun, Feb 25 10:30 AM to 4:30 PM 1 Session

Non-member \$190.00  
Member \$170.00

# METAL WORKING, BLACKSMITHING, SCULPTURE & WELDING

## BASIC BLACKSMITHING

This structured class is project based, and covers all the basics you need to develop a foundation in blacksmithing. Topics include building and maintaining a forge fire, and tool skills such as forging tapers, twisting, splitting, punching, and riveting steel. As the class progresses, each of these skills will be applied to specific step-by-step projects including tool making, wall hooks, leaf finials, and more. The class is great for beginners as well as experienced smiths looking to fine tune their skills. Class size is limited to 6 students. Students should wear comfortable, natural fiber (cotton) clothes they don't mind getting dirty, closed toed shoes, and safety glasses. A materials fee of \$35 is PAYABLE TO THE INSTRUCTOR at the first class.

NOTE: Class is located offsite, approximately 3.5 miles from Spruill  
3870 N. Peachtree Road  
Chamblee, GA 30341

### Mike Romeo Course # 241SCBS120

Thu, Jan 11 - Feb 29 6:30 PM to 9:00 PM 8 Sessions

Non-member \$345.00  
Member \$325.00

## BLACKSMITHING OPEN FORGE FRIDAY NEW!

This 3-hour session is a great chance to get some forge time to work on a project and collaborate with other smiths. The group will be supervised for safety with minimal instruction. Most tools will be available for use. Some tools may be off limits pending you showing competency with the tool.

Students should wear comfortable, natural fiber (cotton) clothes they don't mind getting dirty, closed toed shoes, and bring your safety glasses.

A minimal amount of steel will be available for purchase from the shop safety supervisor.

### Mike Romeo Course # 241SCBS280

Fri, Mar 22 6:00 PM to 9:00 PM 1 Session

Non-member \$65.00  
Member \$65.00

## FORGE A CHEF KNIFE

Build a solid foundation in bladesmithing by crafting a hand-forged (brute de forge) chef's knife. Learn the processes for forging a blade, proper heat-treating and finishing. You will also learn the process of designing and creating a custom handle. Explore blade geometry, sharpening, and other tips and tricks for the knifemaker. Beginners will struggle, previous blacksmithing experience is required.

The class is great for experienced smiths looking to fine tune their blade forging skills. Class size is limited to 4 students.

Students should wear comfortable, natural fiber (cotton) clothes they don't mind getting dirty and closed toed shoes. Bring safety glasses.

A materials fee of \$75 is PAYABLE TO THE INSTRUCTOR at the first class. All materials and supplies needed to forge a 6-to-8-inch chef knife will be provided.

NOTE: Class is located offsite, approximately 3.5 miles from Spruill  
3870 N. Peachtree Road  
Chamblee, GA 30341

### Mike Romeo Course # 241SCBS245

Mon, Jan 8 - Feb 26 6:30 PM to 9:00 PM 8 Sessions

Non-member \$385.00  
Member \$365.00

## LIGHT MY FIRE--MELTING AND WELDING STEEL

This focused hands on workshop will give you the chance to work with a torch and welder to learn the principles of manipulating metal. We'll cover safety, science, principles of melting metal, equipment, differences in metals and more. Each class is limited to 2 students so you'll have a torch or welder in hand and have a finished piece from each session. Two three hour sessions--first day is working with an oxy-acetylene torch for cutting and bending steel. The second day will be hands on with a MIG welder. NO EXPERIENCE REQUIRED - just the desire to learn. A Materials Fee of \$35 is PAYABLE TO THE INSTRUCTOR at the first session. This takes place at Kathy's home studio in Marietta, GA. Come play with FIRE!

### Kathy Walton Course # 241SCMS100

Sat, Jan 27 & Feb 3 10:00 AM to 1:00 PM 2 Sessions

Non-member \$410.00  
Member \$390.00

## STEEL FABRICATION - BLACKSMITHING AND METAL SCULPTURE

Cut, weld, twist, bend, and forge steel using an array of techniques, tools, and methods. In this class, we will cover metalworking skills along with the proper usage of the gas forge, anvil, grinder, chop saw, oxyacetylene torch, and various types of welders. Beginning students will complete small projects to learn techniques. Intermediate and advanced students will build on their existing welding/sculpting/forging skills, with instructor guidance, to produce individual projects. No experience required - just the desire to learn. A Materials Fee of \$35 is PAYABLE TO THE INSTRUCTOR at the first session. Come play with FIRE!

NOTE: Class is located offsite, approximately 3.5 miles from Spruill  
3870 N. Peachtree Road  
Chamblee, GA 30341

### Thomas Beard Course # 241SCBS045

Tue, Jan 23 - Mar 12 6:30 PM to 9:00 PM 8 Sessions

## OR

### Thomas Beard Course # 241SCBS050

Wed, Jan 24 - Mar 13 6:30 PM to 9:00 PM 8 Sessions

Non-member \$345.00  
Member \$325.00

## MIXED MEDIA

Note: Fees shown include mandatory Lab and/or Materials Fees, if any.

### COLLAGE WORKSHOP

There is infinite variety in the world of collage, practically anything can be used. Students will be learning the basic collage skills and techniques with a wide variety of materials. Materials will include low relief items, fabric, magazines, photos, painted papers, found papers, oriental papers, etc. Students will be learning several techniques for preparing papers. These papers will be used on the second day of the workshop. Start collecting now - collage is exciting! See [www.spruillarts.org](http://www.spruillarts.org) for a list of supplies you will need to bring to class.

#### Chery Baird Course # 241MMCW010

Fri, Sat, Feb 23-24 9:30 AM to 4:30 PM 2 Sessions

Non-member \$230.00  
Member \$210.00

### INTRO TO SKETCHBOOK JOURNALING

Blank sketchbook pages can be scary but with a guide you can conquer that fear and get started with your creative journey. Your sketchbook will become a safe space for your innermost thoughts, dreams, and aspirations.

In this class, participants will use simple skills like cutting, gluing, hand-lettering and painting to transform their sketchbooks into works of art. I will share my favorite techniques for adding marks, color, texture, text and collage to your pages as you cultivate mindfulness during the process. Whether you're seeking a tool for self-expression, stress relief, personal growth or simply a creative outlet, Sketchbook Journaling offers the outlet to unleash your artistic potential. All skill levels are welcomed.

See [spruillarts.org](http://spruillarts.org) for a list of supplies needed for class.

#### Carrie Willard Course # 241MMSJ050

Tue, Jan 9 6:00 PM to 9:00 PM 1 Session

OR

#### Carrie Willard Course # 241MMSJ060

Tue, Feb 13 6:00 PM to 9:00 PM 1 Session

OR

#### Carrie Willard Course # 241MMSJ070

Tue, Mar 19 10:00 AM to 1:00 PM 1 Session

Non-member \$175.00  
Member \$155.00

### MANIPULATED PAPERS - SURFACES & TEXTURES

This class will allow the student time to experience the joy of creating unique papers and surfaces that will set their paintings, collages, books or other art projects apart. Using a variety of mediums we will focus on 2 or 3 new techniques each class. Each technique will be demonstrated by the instructor. Students will have ample opportunity to ask questions and explore the possibilities of each technique. Techniques will include but not be limited to dyeing, encasing with tissue paper and rice papers, monoprinting, stamps, rubbings, marbling, texturing techniques, resists, stencils and use of fabric and plastic. Join us to enrich your surfaces. See [spruillarts.org](http://spruillarts.org) for additional details regarding supplies.

#### Chery Baird Course # 241MMMP020

Fri, Sat, Jan 5-6 9:30 AM to 4:30 PM 2 Sessions

Non-member \$230.00  
Member \$210.00

### MIXED MEDIA DRAWING

Improve your mark-making skills and vocabulary with traditional and unusual drawing mediums, while making a series of drawings. Working with multiple mediums will allow students to explore a variety of possibilities. The skills and techniques learned in this class will translate into other areas of art. Come and enjoy this unique drawing experience. See [spruillarts.org](http://spruillarts.org) for additional details regarding supplies.

#### Chery Baird Course # 241DMMM020

Thu, Jan 11-25 1:00 PM to 4:30 PM 3 Sessions

OR

#### Chery Baird Course # 241DMMM025

Thu, Jan 11-25 6:00 PM to 9:30 PM 3 Sessions

Non-member \$215.00  
Member \$195.00

### SKETCHBOOK JOURNALING

NEW!

Blank sketchbook pages can be scary but with a guide you can conquer that fear and get started with your creative journey. Your sketchbook will become a safe space for your innermost thoughts, dreams, and aspirations.

In this class, participants will use simple skills like cutting, gluing, hand-lettering and painting to transform their sketchbooks into works of art. I will share my favorite techniques for adding marks, color, texture, text and collage to your pages as you cultivate mindfulness during the process. Whether you're seeking a tool for self-expression, stress relief, personal growth or simply a creative outlet, Sketchbook Journaling offers the outlet to unleash your artistic potential. All skill levels are welcomed.

See [spruillarts.org](http://spruillarts.org) for a list of supplies needed for class.

#### Carrie Willard Course # 241MMSJ150

Tue, Jan 16 - Feb 6 10:00 AM to 12 N 4 Sessions

OR

#### Carrie Willard Course # 241MMSJ250

Tue, Feb 20 - Mar 12 10:00 AM to 12 N 4 Sessions

Non-member \$275.00  
Member \$255.00

### VINTAGE-MODERN COLLAGE WORKSHOP

What's old is new again! Join us for a unique collage-making experience where we use vintage books. Please bring at least one old book, preferably a hardback, that inspires you with its pictures, text, or general ambiance, if you can. (Keep in mind you will be using this book as part of your collage material, so no family heirlooms. ALL MATERIALS INCLUDED WITH A \$15 supply fee due to the instructor at the beginning of the workshop.

#### Megan Reeves Williamson Course # 241MMVC010

Sat, Feb 3 10:00 AM to 2:00 PM 1 Session

Non-member \$120.00  
Member \$100.00

## MOSAICS

### BEGINNING / INTERMEDIATE MOSAICS

This class teaches all the basic info needed to make any kind of mosaic - from the most conservative to incredibly outlandish, using a variety of different materials that work for mosaics. AND, IT'S SO MUCH FUN! In the first class, beginners will make a sampler using stained glass as they learn how to use various cutting tools. Then beginners and continuing students practice what they've learned plus learn additional techniques while creating mosaic projects of their choice. Students will need to supply their own nitrile gloves, N95 masks and safety glasses. See website for additional details regarding supplies. First time students must be able to attend first class.

#### Julie Mazzoni Course # 241CEMO020

Wed, Jan 10 - Mar 6 No class 2/28 6:00 PM to 9:00 PM 8 Sessions

Non-member \$250.00  
Member \$230.00

### BEGINNING / INTERMEDIATE MOSAICS

Explore the creative and fun world of mosaics! This class will expose students to the wide range of mosaic arts from ancient to modern. We'll explore hands-on all the basics of mosaic construction, including choice of substrates, design/composition, materials, tools, and finishing techniques. You'll make a finished piece to become acquainted with variety of materials like tile, stone, glass or beads, and the tools used to manipulate them, as well as the difference in techniques of adhering and finishing them (use of adhesives, mortars and grouts). Supply List available on [www.spruillarts.org](http://www.spruillarts.org)

#### Marty Speight Course # 241CEMO040

Fri, Jan 12 - Mar 1 9:30 AM to 12:30 PM 8 Sessions

Non-member \$270.00  
Member \$250.00

### INTERMEDIATE/ADVANCED MOSAICS

This class teaches all the info you need to make any kind of mosaic - from the most conservative to incredibly outlandish, using whatever material you'd like (as long as it's something that works for mosaics, of course!) AND, WE HAVE FUN doing it! New techniques covered each quarter, including beads, polymer clay, color theory, realism and more! You'll have the opportunity to practice what you've learned plus learn additional techniques while creating mosaic projects of your choice. PREREQUISITE: MUST have taken 2 quarters of 'Beginning/Intermediate Mosaics' at Spruill OR obtain Instructor's permission to enroll. Supply your own nitrile gloves, N95 masks & safety glasses. See [spruillarts.org](http://spruillarts.org) for additional details regarding supplies.

#### Julie Mazzoni Course # 241CEMO030

Thu, Jan 11 - Mar 7 No class 2/29 9:30 AM to 12:30 PM 8 Sessions

### OR

#### Julie Mazzoni Course # 241CEMO035

Thu, Jan 11 - Mar 7 No class 2/29 1:30 PM to 4:30 PM 8 Sessions

Non-member \$250.00  
Member \$230.00

## MOSAICS WORKSHOPS

### MOSAIC "HAPPY" BOX

In this workshop each participant will decorate wooden box using simple and fun mosaic techniques, as well as, colorful tiles, stained glass, mirrored shapes, charms, beads and assorted items that they link and/or that make them smile.

This box will then become a special place for you (or the lucky recipient if making it for a gift) to store photos, keepsakes, notes, affirmations, etc. that bring happiness, a smile, a laugh and/or joy!

Each participant will be provided ONE wooden box (approximately 5x7) along with the supplies needed to decorate it.

No experience necessary! All ages and skill levels are welcome!

NOTE: this workshop will not demonstrate grouting techniques.

#### Donna Kantak Course # 241CEMO270

Sat, Feb 24 10:00 AM to 2:00 PM 1 Session

Non-member \$178.00  
Member \$158.00

### MOSAIC VALENTINE BOX

In this workshop participants will learn the simple, fun techniques they can use to transform small, plain, wooden and metal boxes/tins into lovely Valentine's Day gifts! We will be using colorful glass tiles in Valentine's Day colors and themes, beads, Valentine themed charms and other unique items to decorate the boxes. These boxes make great gifts for friends, family or even yourself!

Each participant will be provided with one wooden box, two metal boxes/tins and all the supplies needed to decorate them during the workshop.

No previous mosaic experience necessary. All levels welcome!

NOTE: this workshop will not demonstrate grouting techniques.

#### Donna Kantak Course # 241CEMO280

Sat, Jan 27 10:00 AM to 1:00 PM 1 Session

Non-member \$165.00  
Member \$145.00



# PAINTING

## ABSTRACT PAINTING - STRUCTURE AND FORM

Abstract painting can be expressive and dynamic. We will learn how to transition from the real to the abstract. The structures of abstract forms are all around us. We will use basic compositional strategies to find those structures and forms in still life and the natural world. Abstract painting focuses the creative process in a new and exciting way. Come and experience the challenge and freedom of the abstract artist! See [www.spruillarts.org](http://www.spruillarts.org) for a list of supplies you will need to bring to class.

### Chery Baird Course # 241PTAB060

Thu, Feb 1 - Mar 7 1:00 PM to 4:30 PM 6 Sessions

## OR

### Chery Baird Course # 241PTAB070

Thu, Feb 1 - Mar 7 6:00 PM to 9:30 PM 6 Sessions

Non-member \$230.00

Member \$210.00

## ACRYLIC COLOR MIXING MINI-SERIES

Build your knowledge of acrylic color mixing fundamentals while having fun in a relaxed studio environment. This four-week mini-series simplifies color mixing so you can channel your intuitive color mixing skills beyond the classroom. Gain greater confidence in your color mixing abilities through guided step-by-step instructions by learning to use the color wheel as a compass for understanding paint color and properties. You will understand how to mix stunning vibrant colors and rich neutrals that will elevate your paintings using only a limited color palette. This series is for all levels of experience with acrylic paints seeking to improve their color mixing skills and techniques while deepening their knowledge of the properties of paint and pigments. Please bring supplies to the first class. Supply List available on [www.spruillarts.org](http://www.spruillarts.org).

### Betsy Ayers Course # 241PTAC030

Mon, Mar 4-25 6:30 PM to 9:00 PM 4 Sessions

Non-member \$215.00

Member \$195.00

## ACRYLIC PAINTING: ALL LEVELS

Deepen your understanding of the creative process while also learning foundational painting skills such as color-mixing, composition, and value through group directives and personalized one-on-one instructions. Play, curiosity, and experimentation will be encouraged as you learn to tune in to your own creative wisdom. Course is open to all levels of experience from beginner to more experienced artists. Acrylics only, focusing on abstraction. Please bring your supplies to the first class. Supply list and instructor information at [www.spruillarts.org](http://www.spruillarts.org)

### Betsy Ayers Course # 241PTAP100

Mon, Jan 8 - Feb 26 6:30 PM to 9:00 PM 8 Sessions

Non-member \$250.00

Member \$230.00

## BEGINNING WATERCOLORS

Have you ever wanted to try watercolors, but it seemed too hard or took too long to learn? Worry not! This class is for the brand-new watercolor painter. Here we will learn the basics and fundamentals of watercolor while having fun in a supportive environment. Gentle constructive criticism will help you grow as an artist and art viewer. Every session the instructor will provide a subject/still life/photo, or you can supply your own.

Supply List available on [www.spruillarts.org](http://www.spruillarts.org).

### Kristin Compton Course # 241PTWC510

Mon, Jan 8 - Feb 12 1:30 PM to 4:30 PM 6 Sessions

## OR

### Kristin Compton Course # 241PTWC515

Mon, Feb 19 - Mar 25 1:30 PM to 4:30 PM 6 Sessions

Non-member \$220.00

Member \$200.00

## COLOR THEORY: AN ESSENTIAL GUIDE TO ACRYLIC COLOR NEW!

This class is to understand how to use color theory with acrylic paint. You will learn how to work with primary, secondary, and tertiary colors; we will also learn how to use complementary colors, analog colors, and value that refers to the lightness and darkness of the colors. Students will see the difference between warm and cold colors. We will put all this theory into practice with a simple series of five still-lives. This course is excellent for beginners as well as good practice for those who have a basic understanding of acrylic painting.

### Rosa McMurtry Course # 241PTCT110

Mon, Jan 8-29 10:30 AM to 12 N 4 Sessions

Non-member \$305.00

Member \$285.00

## COPIC MARKERS & ALCOHOL INK

Alcohol markers and alcohol ink are exciting mediums that are easy and fun to do. We will do marker drawings, ink painting on canvas (and other surfaces), and use additional multimedia materials to make exciting art works. Every session the instructor will select a theme or subject matter. A Materials Kit Fee of \$30 (cash or check only) PAYABLE TO INSTRUCTOR AT FIRST CLASS provides all of the materials you will need for the class (including the highest quality markers- Copic's!); however, there is a supply list if you would like to bring your own materials. Supply List available on [www.spruillarts.org](http://www.spruillarts.org).

### Kristin Compton Course # 241PTCM030

Sat, Jan 6 - Feb 10 10:00 AM to 1:00 PM 6 Sessions

Non-member \$220.00

Member \$200.00

## CREATIVE OIL PAINTING for Adults

Learn basic, intermediate, and advanced oil painting techniques. This class is for students of all levels. The only rule in this class is to have fun and paint with oils. It is suggested that students be 18 or older but it's not mandatory.

There will be an interesting still life set up for every class or you can paint anything you want! There are no limits. Your subject matter should inspire you. Bring any type of reference material or paint from imagination. If you are using a photograph as a reference, please print it on paper before you come to class. The print should be color and large enough to see details. Bring masking tape to secure your photo to the easel. Also, you can use a tablet, if you don't care that it might get messy.

During the first class. We will discuss your goals and what your subject matter will be. I will observe everyone's skill level and we can work together with respect to your individual style.

Special attention will be provided to students that are new to oil painting. I will walk you through the process. You will learn about how to set up and use the materials. Oil painting is not as complicated as you think. I will break it down for you.

Students with experience will learn how to take their painting skills to the next level and jump over obstacles that might be holding them back. Each student will work at their own pace. I can provide helpful suggestions, and answer questions along the way. It's a relaxed vibe with no pressure. We have fun in Creative Oil Painting class.

You will:

- learn how to use oil paints and mediums
- how to create good composition
- enhance depth and contrast with the use of color
- learn how to interpret what you see
- brush stroke and pallet knife techniques
- mix colors effectively
- become inspired to make painting a full-time hobby or career

This is a class for artistic freedom. Everyone paints differently. We will work together and find the way that's best for you. After you gain confidence in your painting skills, you can focus on the fun ideas!

Important information:

Do NOT plan on using your smart phone to display your reference photo. That will only make painting more difficult for you. Wear old clothes, an apron, or coveralls. Paint gets everywhere.

### **Chad Creasy Course # 241PTOP070**

Sun, Jan 7 - Feb 18 No class 2/4 10:00 AM to 1:00 PM 6 Sessions

**OR**

### **Chad Creasy Course # 241PTOP075**

Sun, Jan 7 - Feb 18 No class 2/4 2:00 PM to 5:00 PM 6 Sessions

Non-member \$220.00

Member \$200.00

## CREATIVE ACRYLIC PAINTING

In this class, the goal is for you develop into the best acrylic painter you can be. Here you will have the freedom to paint in your unique and individual style while learning various acrylic techniques along the way. Gentle constructive criticism will help you grow as an artist and art viewer. Every session the instructor will provide a subject/still life/photo, or you can supply your own. Some of the techniques you may be introduced to are: blending, blotting, collage, creative texturization, dabbing, dripping, found object painting, glazing, masking, mixing, multiple medium additives, object incorporation, impasto, palette knife painting, roller painting, scumbling, sgraffito, smudging, sponging, stamping, stenciling, stippling, wax-resist, and more. Let's explore acrylics together!

See [www.spruillarts.org](http://www.spruillarts.org) for a list of supplies you will need to bring to class.

### **Kristin Compton Course # 241PTAP150**

Mon, Jan 8 - Feb 12 10:00 AM to 1:00 PM 6 Sessions

**OR**

### **Kristin Compton Course # 241PTAP155**

Mon, Feb 19 - Mar 25 10:00 AM to 1:00 PM 6 Sessions

Non-member \$220.00

Member \$200.00

## DRAWING & PAINTING - ALL MEDIUMS

In this class, the goal is for you develop into the best artist you can be. Here you will have the freedom to paint in your unique and individual style while learning various art techniques along the way. Gentle constructive criticism will help you grow as an artist and art viewer. All you need to do is bring in your supplies and subject matter. Whether you're painting with acrylics, watercolors, oils, or pastels, let's paint together! If you don't want to paint, drawing is fine; bring your pencils, charcoals, and markers. Let's explore two-dimensional in all its forms together! This class is recommended for intermediate level art students and up as it is an open studio style class that offers instructor help, not initial lessons for beginners.

Supply list available at [spruillarts.org](http://spruillarts.org)

### **Kristin Compton Course # 241PTPT040**

Sat, Jan 6 - Feb 10 1:30 PM to 4:30 PM 6 Sessions

**OR**

### **Kristin Compton Course # 241PTPT045**

Sat, Feb 17 - Mar 23 1:30 PM to 4:30 PM 6 Sessions

Non-member \$220.00

Member \$200.00

## GOUACHE PAINTING **NEW!**

Gouache is a fun and different sort of medium somewhere in between watercolor and acrylics. Thin it down and you have the transparency of watercolors, thicken up and you have the opacity of acrylics. In this class, the goal is for you develop into the best gouache painter you can be. Here you will have the freedom to paint in your unique and individual style while learning various gouache techniques along the way. Gentle constructive criticism will help you grow as an artist and art viewer. Every session the instructor will provide a subject/still life/photo, or you can supply your own. Let's explore gouache together!

Supply List available on [www.spruillarts.org](http://www.spruillarts.org).

### **Kristin Compton Course # 241PTGP010**

Tue, Jan 9 - Feb 13 1:30 PM to 4:30 PM 6 Sessions

**OR**

### **Kristin Compton Course # 241PTGP015**

Tue, Feb 20 - Mar 26 1:30 PM to 4:30 PM 6 Sessions

Non-member \$220.00

Member \$200.00

### heARTfelt Portraits - A COURSE IN WATERCOLOR PORTRAITURE

Discover the excitement of painting portraits freely, focusing on capturing the facial expression, learning technique tips along the way. This course is an excellent opportunity to liberate yourself from the fear of wrong doing. Nothing can go wrong in this class, accidents are converted to serendipitous happenings and the results are fast and spectacular. All levels are welcome, but for beginners a BASIC KNOWLEDGE of the medium is REQUIRED. A demo will be performed at each session and individual guidance offered as you progress with your artwork. See [www.spruillarts.org](http://www.spruillarts.org) for a list of supplies you will need to bring to class.

#### Diana Toma Course # 241PTMM050

Fri, Feb 16 - Mar 29 No class 2/23 7:00 PM to 9:00 PM 6 Sessions

Non-member \$280.00  
Member \$260.00

### LANDSCAPE PAINTING

Learn to paint powerful landscapes with a professional artist. Bring along your painting supplies and enjoy a group class experience while making your own beautiful landscape painting! Great for anyone who has always wanted to try painting or those who have already dabbled some in the fine arts.

Students will learn to paint a landscape in oils or acrylics. After a session of drawing fundamentals, students learn the fundamentals of composition, value and color as they compose their landscape painting. Learn some tricks to making your landscapes better! Instruction will also include some overview in mixing paints, using brushes, mediums, and most importantly, having fun!

Visit [spruillarts.org](http://spruillarts.org) for a list of supplies to bring to class.

#### David Jackson Course # 241PTLP050

Fri, Feb 23 - Mar 22 6:30 PM to 8:30 PM 5 Sessions

Non-member \$250.00  
Member \$230.00

### MODERN PAINTING NEW!

Along with learning about the works of famous modern artists from the past, students receive instruction on interpreting subject matter into the modern art form. Instruction also includes the basics of composition and color when creating their pieces of art. Great for those who want to experiment with modern art painting. Bring supplies of your preferred 2D painting medium to have fun exploring the world of modern art!

#### David Jackson Course # 241PTMP100

Mon, Feb 19 - Mar 18 2:00 PM to 4:00 PM 5 Sessions

Non-member \$250.00  
Member \$230.00

### MORNING STUDIO NEW!

It's the best time for coffee and creativity!

Enjoy an open studio environment to explore what you would like to do in the world of traditional 2-D art! Bring your paints and brushes, or drawing tools and create as you are guided by the instructor in the mediums of your choice. Oil, acrylic, watercolor, graphite, charcoal and crayon can all be in the mix. Through a consultation with the instructor in the first class, students get the opportunity to express their artistic goals and together with the instructor plan on how to achieve those goals. Students at all levels can learn both drawing and painting techniques for creating their best art!

#### David Jackson Course # 241PTDP100

Fri, Jan 12 - Feb 16 No class 1/19 10:00 AM to 12 N 5 Sessions

Non-member \$250.00  
Member \$230.00

### OIL PAINTING MADE EASY FOR ALL NEW!

Even if you have painted with oil paints before, this class will help you understand all the steps needed to become a successful oil painter. This class follows a simple step by step approach to learn or improve the fundamental techniques needed to create striking oil paintings with confidence. The instruction will reference examples of the masters' works of art, provide class demonstrations, and encourage students to explore different approaches to painting and expressing themselves. Students will complete a medium-sized painting and several small practice pieces in a relaxed environment with plenty of one-on-one instruction.

#### Beatriz Maliszewski Course # 241PTOP110

Thu, Jan 18 - Feb 22 1:00 PM to 3:00 PM 6 Sessions

Non-member \$220.00  
Member \$210.00

### PAINTING - BEGINNING & INTERMEDIATE

A fun, experimental class for getting the paint out of the tube and onto the paper. Create and experiment with shape, form, and color. Students receive instruction in basic painting techniques. Acrylic paints only! See [www.spruillarts.org](http://www.spruillarts.org) for a list of supplies you will need to bring to class.

#### Chery Baird Course # 241PTPT020

Tue, Jan 9 - Mar 5 1:00 PM to 4:00 PM 9 Sessions

#### OR

#### Chery Baird Course # 241PTPT030

Tue, Jan 9 - Mar 5 6:00 PM to 9:00 PM 9 Sessions

Non-member \$230.00  
Member \$210.00

### PAINTING & DRAWING FLORAL STILL LIVES NEW!

Students are guided by the instructor with techniques on how to draw or paint floral still lifes in their preferred mediums. Along with studying some floral artist of the past and present, attendees will learn the basics about arrangement and composition. From graphite to oils, bring along your supplies to learn how to render expressive floral art pieces!

#### David Jackson Course # 241PTDF100

Fri, Feb 23 - Mar 22 2:00 PM to 4:00 PM 5 Sessions

Non-member \$250.00  
Member \$230.00

### PAINTING & DRAWING STUDIO

Enjoy an open studio environment to explore what you would like to do in the world of traditional 2-D art! Bring your paints and brushes, or drawing tools and create as you are guided by the instructor in the medium of your choice. Oil, acrylic, watercolor, graphite, charcoal and crayon can all be in the mix. Choose from an arrange of subjects and exercises along with the instructor, after a consultation in the first class, to specifically achieve your artistic goals. Students from beginner to intermediate can learn both drawing and painting and how both skills are critical in creating the best art!

#### David Jackson Course # 241PTDP050

Mon, Jan 8 - Feb 5 2:00 PM to 4:00 PM 5 Sessions

Non-member \$250.00  
Member \$230.00

## PALETTE KNIFE PAINTING: ACRYLICS & OILS

Do you love emotional and expressive painting? Come and experience the freedom of palette knife painting! In this class the goal is for you develop into the best palette knife painter you can be. Here you will have the freedom to paint in your unique and individual style while learning various techniques along the way. Gentle constructive criticism will help you grow as an artist and art viewer. Every session the instructor will provide a subject/still life/photo, or you can supply your own.

Supply List available on [www.spruillarts.org](http://www.spruillarts.org).

### Kristin Compton Course # 241PTKB110

Tue, Jan 9 - Feb 13 10:00 AM to 1:00 PM 6 Sessions

Non-member \$220.00

Member \$200.00

## PALETTE KNIFE PAINTING: ACRYLICS & OILS

Do you love emotional and expressive painting? Come and experience the freedom of palette knife painting! In this class the goal is for you develop into the best palette knife painter you can be. Here you will have the freedom to paint in your unique and individual style while learning various techniques along the way. Gentle constructive criticism will help you grow as an artist and art viewer. Every session the instructor will provide a subject/still life/photo, or you can supply your own.

Supply List available on [www.spruillarts.org](http://www.spruillarts.org).

### Kristin Compton Course # 241PTKB115

Tue, Feb 20 - Mar 26 10:00 AM to 1:00 PM 6 Sessions

Non-member \$220.00

Member \$200.00

## PASTELS AND OILS WITH MARGARET DYER

We will work with live models, still-lives, florals and photos. We'll explore drawing, composition, anatomy, proportion, value, perspective and color. Using a step-by-step method in both oils and pastels, you'll see how easily you can tackle complicated subjects.

Be prepared to paint (or pastel) in every class.

You will be sent a schedule by email before class begins. On days we have a model, we will spend the first half hour doing gesture drawing on newsprint, so bring an 18x24 newsprint pad, vine or compressed charcoal and money to pay model fee (approximately \$10, depending on number of student in class that day). The rest of that class period we will paint the long pose, working with your choice of oils or pastels.

Supply List available on [www.spruillarts.org](http://www.spruillarts.org) or <http://margaretdyer.com/workshops.html>

### Margaret Dyer Course # 241DWPS260

Thu, Jan 11 - Feb 29 10:00 AM to 1:00 PM 8 Sessions

OR

### Margaret Dyer Course # 241DWPS265

Thu, Jan 11 - Feb 29 2:00 PM to 5:00 PM 8 Sessions

OR

### Margaret Dyer Course # 241DWPS270

Thu, Jan 11 - Feb 29 6:30 PM to 9:30 PM 8 Sessions

Non-member \$235.00

Member \$215.00

## UNDERSTANDING WATERCOLOR

Taught by an award-winning artist, this course takes a deep dive into the foundations of watercolor. Each session focuses on:

- application techniques, (wet on wet, alla prima, wet on dry, etc)
- color choice, mixing, placement, blending, layering, texturing
- mapping values/negative space
- edge control and variation
- paint washes, blooms
- water control
- lifting techniques
- highlighting/saving whites
- artistic thought process
- underpainting
- composition

All levels welcome. See [spruillarts.org](http://spruillarts.org) for additional details regarding supplies.

### Mary Kirsch Course # 241PTWC500

Wed, Jan 10 - Feb 14 10:00 AM to 12:30 PM 6 Sessions

Non-member \$290.00

Member \$270.00

## WATERCOLOR ALL LEVELS

In this class, the goal is for you develop into the best watercolor painter you can be. Here you will have the freedom to paint in your unique and individual style while learning various watercolor techniques along the way. Gentle constructive criticism will help you grow as an artist and art viewer. Every session the instructor will provide a subject/still life/photo, or you can supply your own. Some of the techniques you may be introduced to are: clean edges, dabbing, dripping, feathering, glazing, gradients, lifting, layering, masking, mixing, medium additives, negative painting, impasto, scumbling, sgraffito, splattering, sponging, stamping, stenciling, stippling, texturizing, underpainting, washes, wax-resist, wet-on-wet, and more. Let's explore watercolors in all its forms together!

See [www.spruillarts.org](http://www.spruillarts.org) for a list of supplies you will need to bring to class.

### Kristin Compton Course # 241PTWC110

Wed, Jan 10 - Feb 14 10:00 AM to 1:00 PM 6 Sessions

OR

### Kristin Compton Course # 241PTWC120

Wed, Jan 10 - Feb 14 1:30 PM to 4:30 PM 6 Sessions

OR

### Kristin Compton Course # 241PTWC115

Wed, Feb 21 - Mar 27 10:00 AM to 1:00 PM 6 Sessions

OR

### Kristin Compton Course # 241PTWC125

Wed, Feb 21 - Mar 27 1:30 PM to 4:30 PM 6 Sessions

Non-member \$220.00

Member \$200.00

## WATERCOLOR ALL LEVELS

Watercolor is a versatile and exciting medium that can be used for sketching, plein air studies and finished work. The transparent nature of watercolor requires planning and practice with techniques. With these building blocks you can begin to master the media and enjoy its fluid nature. This course is suitable for beginning as well as intermediate painters. See the course registration page to view supplies you will need to bring to class.

### **Lisa Guyton Course # 241PTWC080**

Thu, Jan 25 - Mar 14 9:30 AM to 12 N 8 Sessions

Non-member \$270.00  
Member \$250.00

## WATERCOLOR FOR BEGINNERS **NEW!**

Have fun with creating splashes of color while learning the basic techniques of watercolor painting!

Students will explore the medium of watercolor through different subject matters and experimentation. Whether you're a beginner or have some other painting medium experience, you'll learn the necessary tips from composition to color to create your own unique watercolor paintings.

Required supplies are a pad of watercolor paper 12 sheets or more 11x15 or larger, different size collection of rounds and flats watercolor brushes from 1.5 inch to smaller, palette paper, and watercolor tube paints with colors including red, yellow, yellow ochre, sap green or hookers green, burnt sienna, raw umber, burnt umber, ultramarine blue and cerulean blue, payne's grey, black and white. Masking tape. Large jar or cup to hold water and a towel.

### **David Jackson Course # 241PTWC660**

Fri, Jan 12 - Feb 16 No class 1/19 2:00 PM to 4:00 PM 5 Sessions

Non-member \$250.00  
Member \$230.00

## PAINTING WORKSHOPS

### ACRYLIC PAINTING FOR THE ABSOLUTE BEGINNER

Acrylic paints are vibrant, non-toxic and easy to use. In this fun one-day workshop you'll explore: materials, color mixing, brushes and tools, and techniques. We will also cover how to transfer reference images or sketches, composition basics, and more! No previous experience necessary. This is a great jump-start workshop to take before beginning a weekly Acrylic class.

Supply list and instructor information at [www.spruillarts.org](http://www.spruillarts.org)

### **Lauren Adams Course # 241PTAP020**

Sun, Feb 11 10:00 AM to 1:00 PM 1 Session

Non-member \$190.00  
Member \$170.00

### ACRYLIC PET PORTRAIT

Learn to paint unique and charming portraits of your pet in acrylic! Working from photographs, this workshop will cover a range of techniques, putting it all together in a painting full of personality and charm. Learn to paint expressive eyes with lifelike warmth, and use loose, fluid brushstrokes for developing dimension and realism.

Supply list and instructor information at [www.spruillarts.org](http://www.spruillarts.org)

### **Lauren Adams Course # 241PTPP040**

Sun, Mar 10 10:00 AM to 1:00 PM 1 Session

Non-member \$190.00  
Member \$170.00

### ANYONE CAN LEARN TO PAINT A LANDSCAPE

This class is for those who want easy guidelines to improve or learn how to paint a landscape in person or from a reference photo. You will find that even non-artists can learn to paint landscapes with step-by-step instructions. Use your own photos or the instructor's reference photos as a resource. Learn the principles of composition, value, color mixing, pattern and shape while creating your painting in oil, acrylic or pastel. Supply List available on [spruillarts.org](http://spruillarts.org).

### **Sharon Weiss Course # 241PTPT120**

Sun, Feb 25 - Mar 3 1:00 PM to 5:00 PM 2 Sessions

Non-member \$175.00  
Member \$155.00

### "Bloom Your Self" INTUITIVE PAINTING WORKSHOP WITH DIANA TOMA

Join award-winning European artist Diana Toma in exploring the art of Intuitive Painting. This workshop is about letting go of inhibitions and plunging into your own inner creative volcano. Practice expressing yourself on a large surface: splashing, smudging, layering, stretching across the canvas, and trusting the process, all while empowering yourself. This workshop might just change the way you approach painting! NO EXPERIENCE NECESSARY, ALL LEVELS ARE WELCOME, from first-time painters to advanced professionals. All you need is an open mind. Trust. You are creative already! Paint supplies are included in the \$20 materials fee PAYABLE TO THE INSTRUCTOR AT THE WORKSHOP. Just bring 2 acrylic brushes and a large size canvas (36"x48" recommended). See [www.spruillarts.org](http://www.spruillarts.org) for a list of supplies you will need to bring to class.

### **Diana Toma Course # 241PTPT200**

Sat, Feb 3 10:00 AM to 2:30 PM 1 Session

Non-member \$165.00  
Member \$145.00

### COLOR THEORY PAINTING WORKSHOP

The fundamentals of color are important for any serious artist. Receive instruction in mixing and layering paint, and in creating color charts that visibly show what one color does against another. Bring a sack lunch or snack to class. Acrylic paints only! See [www.spruillarts.org](http://www.spruillarts.org) for a list of supplies you will need to bring to class.

### **Chery Baird Course # 241PTCT023**

Mon, Tue, Wed, Thu, Fri, Mar 18-22 10:00 AM to 3:00 PM 5 Sessions

### **OR**

### **Chery Baird Course # 241PTCT024**

Mon, Tue, Wed, Thu, Fri, Mar 18-22 4:00 PM to 9:00 PM 5 Sessions

Non-member \$210.00  
Member \$190.00



## **COUPLES PAINTING      NEW!**

Just in time for Valentine's Day!

Have fun as a couple trying your hand at painting. Choose from a landscape, still life, or a Valentine themed piece that shows your love for each other! A great experience in creativity before a night out on the town.

All art materials will be supplied.

One couple per registration.

### **David Jackson Course # 241PTCP100**

Sat, Feb 10    1:30 PM to 4:30 PM    1 Session

Non-member    \$230.00

Member        \$210.00

## **THE JOY OF PAINTING WITH PASTELS**

For beginner or intermediate students looking for a new medium for studio or on-site sketching. Pastels are like drawing with a palette of readymade colored sticks. Turn your landscape photos into works of art while you learn to use pastels. Learn how to create an underpainting and layer pastels using a variety of techniques and different paper colors. You will complete a simple landscape painting during the first class. Bring 8 - 10 favorite landscape photos of landscapes or seascapes with good lighting. Pay \$10.00 Materials Fee to instructor at workshop, or bring your own supplies. For Supply List and more information on instructor, go to [www.spruillarts.org](http://www.spruillarts.org).

### **Sharon Weiss Course # 241DWGP010**

Sun, Mar 10-17    1:00 PM to 5:00 PM    2 Sessions

Non-member    \$145.00

Member        \$125.00

## **OIL PAINTING: AN EASY BEGINNING FOR CONFIDENT PAINTING! - THE LINE & MASS BLOCK-IN (STILL LIFE)      NEW!**

Let your paintings be fun and expressive! This classic and time-honored method of beginning a painting is ideal for beginners to intermediates, or anyone wishing to learn how to approach a realistic or representational style. Save yourself time and frustration by resolving most issues easily right from the start with this simple, adaptable step-by-step technique. Students will learn the primary components of any painting and how to simplify their beginning approach to set themselves up for success. The class will include a demonstration and lecture by the instructor as well as opportunities for the students to practice multiple block-ins while painting from life. Students may progress forward to learn how to transition from a block-in to a completed painting, as class time allows.

This class is perfect for getting started in oil or for further refining your painting skills. It's suitable as a stand-alone class, or it can be taken in conjunction with these other classes available this quarter: Oil Painting: Setting Up for Success! - The Transparent Monochrome Block-In and/or Oil Painting: Start Well, End Well! - The Full Color Block-In.

Supply List available on [www.spruillarts.org](http://www.spruillarts.org).

### **Melissa Gann Course # 241PTOP150**

Wed, Jan 10-17    10:00 AM to 2:00 PM    2 Sessions

Non-member    \$290.00

Member        \$270.00

## **OIL PAINTING: SETTING UP FOR SUCCESS! - THE TRANSPARENT MONOCHROME BLOCK-IN (STILL LIFE)      NEW!**

If you want beautiful, sensitive paintings but find oil painting complicated or overwhelming, this class is for you! Learn to use the strengths of a monochromatic block-in to help you simplify your approach and lead you to artistic results. Many monochromatic block-ins make beautiful completed works of art by themselves! This method of beginning a painting is ideal for beginners to intermediates, or anyone wishing to learn how to approach a realistic or representational style. Students will learn the primary components of any painting and how to simplify their approach to set themselves up for success. The class will include a demonstration and lecture by the instructor as well as an opportunity for the students to create their own monochromatic block-ins while painting from life. Students may progress forward to learn how to transition from a block-in to a completed painting, as class time allows.

This class is perfect for getting started in oil or for further refining your painting skills. It's suitable as a stand-alone class, or it can be taken in conjunction with these other classes available this quarter: Oil Painting: An Easy Beginning for Confident Painting! - The Line & Mass Block-In and/or Oil Painting: Start Well, End Well! - The Full Color Block-In.

A Materials Kit Fee of \$17 PAYABLE TO INSTRUCTOR AT FIRST CLASS provides your painting surface. For more information regarding the Materials Kit and for additional items needed, please see Supply List at [www.spruillarts.org](http://www.spruillarts.org).

### **Melissa Gann Course # 241PTOP160**

Wed, Jan 24-31    10:00 AM to 2:00 PM    2 Sessions

Non-member    \$290.00

Member        \$270.00

## **OIL PAINTING: START WELL, END WELL - THE FULL COLOR BLOCK-IN (STILL LIFE)      NEW!**

One of the fastest ways to begin a painting, the Full Color Block-In is ideal for painters who love COLOR and want to dive right in! Learn how to establish cohesive color harmony and value right from the start, leaving you free to have fun and be expressive with your paint. This flexible method is great for beginners to intermediates, or anyone wishing to learn how to approach a realistic or representational style. Students will learn the primary components of any painting and how to simplify their approach to set themselves up for success. The class will include a demonstration and lecture by the instructor as well as an opportunity for the students to create their own Full Color Block-ins while painting from life. Students may progress forward to learn how to transition from a block-in to a completed painting, as class time allows.

This class is perfect for getting started in oil or for further refining your painting skills. It's suitable as a stand-alone class, or it can be taken in conjunction with these other classes available this quarter: Oil Painting: Setting Up for Success! - The Transparent Monochrome Block-In and/or Oil Painting: An Easy Beginning for Confident Painting! - The Line & Mass Block-In.

Supply List available on [www.spruillarts.org](http://www.spruillarts.org).

### **Melissa Gann Course # 241PTOP170**

Wed, Mar 6-20    10:00 AM to 2:00 PM    3 Sessions

Non-member    \$390.00

Member        \$370.00

## PAINTING EVERGREENS

Relax in a creative setting while painting beautiful one-of-a-kind small size artworks that can also be used as holiday cards to gift to your friends and family. Join European artist Diana Toma for a couple of hours of delightful watercolor painting, and learn the art of painting evergreen trees. About 6 artworks can be created in this workshop. Bring your own supplies or pay \$10 directly TO THE INSTRUCTOR to use her materials.

See [www.spruillarts.org](http://www.spruillarts.org) for a list of supplies you will need to bring to class.

### Diana Toma Course # 241PTHW200

Sat, Jan 20 10:00 AM to 1:00 PM 1 Session

Non-member \$150.00

Member \$130.00

## PAINTING FROM PHOTOS: CHOOSING WISELY AND AVOIDING PITFALLS NEW!

Do you find that the paintings you create from your photos are flat, lifeless, or lacking "something"? In this one day workshop we will cover how to choose the best photos for painting and how to avoid some of the common pitfalls that come with working from a photo reference. Bring a painting in process or something new to start.

Note: Solvents are not allowed in this workshop due to instructor allergy. If you are using oil paint, you may not use a solvent medium.

Supply list and instructor information at [www.spruillarts.org](http://www.spruillarts.org)

### Lauren Adams Course # 241PTPP010

Sun, Jan 14 10:00 AM to 1:00 PM 1 Session

Non-member \$190.00

Member \$170.00

## PAINTING SNOW IN WATERCOLOR

Relax in a creative setting while painting beautiful one-of-a-kind small size artworks that can also be used as Holiday Cards to gift to your friends and family. Join European artist Diana Toma for a couple of hours of delightful watercolor painting, and learn the art of evergreens. About 3 artworks will be created in this workshop. No need to bring any supplies as all materials included. Just show up and have fun!

This workshop will be held at the Spruill Gallery.

Light bites and refreshments will be served.

### Diana Toma Course # 241PTWC130

Sun, Jan 14 2:00 PM to 5:00 PM 1 Session

Non-member \$150.00

## PAINTING VIBRANT FLOWERS IN OIL

This 3-day workshop will teach you how to paint flowers in oil, achieving vibrant, clean color using a loose, fresh, direct method. There will be demonstrations, instruction, critiques and guidance from Pat while you paint. You will learn approaches to understand and simplify flower shapes, depict form thru observation of light and shadow patterns, mix color and paint vases and containers. We will do a painting together with photo supplied on day one, then you will work from your own fresh flower set-ups on days 2 & 3. See [www.spruillarts.org](http://www.spruillarts.org) for a list of supplies you will need to bring to class.

### Pat Fiorello Course # 241PTOP130

Fri, Sat, Sun, Mar 8-10 F, 10:00 AM to 4:00 PM 3 Sessions

Non-member \$545.00

Member \$525.00

## STILL LIFE IN A DAY NEW!

Paint a still life in a day! Perfect for beginners as they start their exploration into painting. In this one-day workshop you will paint a small acrylic still life selected by the instructor. After some drawing, you'll be guided through the process to a finished expressive painting.

Canvas, paint, and brushes will be supplied for you. Just come and have fun!

### David Jackson Course # 241PTPT350

Sat, Jan 13 1:30 PM to 5:00 PM 1 Session

Non-member \$160.00

Member \$140.00

## WHAT'S YOUR PAINTING TEMPERATURE?

Temperature is one of the most important elements of color. This workshop will identify every tube of paint by temperature and we will learn how to mix warm and cool colors. We will be creating an interactive warm/cool color wheel. Applying these colors to several small paintings we will see how temperature creates beautiful color relationships. Come and learn how to take your painting temperature.

### Chery Baird Course # 241PTCT025

Fri, Sat, Jan 26-27 9:30 AM to 4:30 PM 2 Sessions

Non-member \$220.00

Member \$200.00

# PRINTMAKING

## MONOPRINTING WITH STENCILS AND GELLI PLATES

Students will explore the different printing techniques possible with gelli plates and will have the opportunity to cut stencils on the silhouette cameo cutting machine. Come and experience the possibilities of making unique prints and exceptional decorative papers for collage. We will have fun! NO EXPERIENCE NEEDED. A \$10 Materials Fee is PAYABLE TO THE INSTRUCTOR at the workshop. See [www.spruillarts.org](http://www.spruillarts.org) for a list of supplies you will need to bring to class.

### Chery Baird Course # 241PMGP010

Fri, Sat, Feb 9-10 9:30 AM to 4:30 PM 2 Sessions

Non-member \$230.00

Member \$210.00

## PHOTOGRAPHY CLASSES & WORKSHOPS

### ABC'S OF DIGITAL PHOTOGRAPHY

Unlock the mystery of your digital SLR camera by learning the basic functions of white balance, file management, shutter speed, apertures and F-stops through weekly assignments. Classes will include demonstrations, discussions and critiques concentrating on composition, as well as exposure controls. Bring your camera and instruction manual to the first class.

#### **Ann Clancy Course # 241PHDP110**

Mon, Jan 8 - Feb 12 7:00 PM to 9:00 PM 6 Sessions

**OR**

#### **Ann Clancy Course # 241PHDP120**

Thu, Jan 11 - Feb 15 10:00 AM to 12 N 6 Sessions

Non-member \$190.00

Member \$170.00

### CAMERA DARKROOM - BEGINNING, INTERMEDIATE & ADVANCED

(Experience the magic found in creating an image, then watching it come alive right before your eyes in the darkroom. Students will learn the basics of exposing and developing black and white film, then taking those negatives into the darkroom to make prints. Basic printing techniques; contrast control, burning and dodging will be covered in detail with returning students progressing to more advanced techniques including flashing and split printing.

The cost for film and enlarging paper can vary depending on personal decision; however, considering spending around \$100 for supplies (in addition to the course fee). Specific types of film and paper will be discussed during the first class.

NOTE: you will need a camera for this class. Please make sure the camera you are bringing is in good working order.

#### **Ann Clancy Course # 241PHDR045**

Tue, Jan 9 - Feb 27 7:00 PM to 9:30 PM 8 Sessions

**OR**

#### **Ann Clancy Course # 241PHDR040**

Wed, Jan 10 - Feb 28 7:00 PM to 9:30 PM 8 Sessions

Non-member \$230.00

Member \$210.00

### INTRO TO DIGITAL PHOTOGRAPHY - 1 DAY WORKSHOP

Looking to learn your Digital or Mirrorless camera, but you don't have a lot of time?

This is the perfect opportunity to dive deep into the basic introduction to your camera in this one day intensive workshop.

This workshop is a combination of lecture and hands-on practice. It is a fast paced class that will cover important parts and functions of your camera. Topics covered are the difference between jpeg and RAW files, aperture, ISO, and shutter speed, what is Program mode, Aperture and Shutter Priority modes and when to best use them for subjects like sports, portraits, landscapes and low light scenarios. Basics on how to compose a great photo are also discussed. (Please note: Manual mode will not be covered in this class). This workshop is perfect for anyone brand new to shooting digital or someone who needs a good refresher on all the basics. Bringing your camera, lenses, charged battery, and camera manual is a must. A 30 minute lunch break will be taken midday.

#### **Starr Petronella Course # 241PHDP140**

Sat, Jan 27 10:30 AM to 4:00 PM 1 Session

Non-member \$255.00

Member \$235.00

### INTERMEDIATE CAMERA

Build on your current knowledge of basic photography skills. Emphasis will be on manual metering, choosing lens, time exposures, creating panoramic photos and using RAW options. There will also be a demonstration and discussion of converting color digital images into black and white images. Each class will include critiques of assignments.

#### **Ann Clancy Course # 241PHIC010**

Wed, Jan 10 - Feb 14 10:00 AM to 12 N 6 Sessions

**OR**

#### **Ann Clancy Course # 241PHIC020**

Thu, Jan 11 - Feb 15 7:00 PM to 9:00 PM 6 Sessions

Non-member \$190.00

Member \$170.00

### PHOTOGRAPHY - HOW TO COMPOSE AH-MAZING PHOTOS

Learn some super easy tricks to help better compose your photographs and take the OK to a WOW! We will talk about symmetry, leading lines, color, texture, etc and of course how vital light is to all of it. Guaranteed to change the way you take a photograph!

This class will incorporate some lecture and hands-on learning. We will also utilize the Spruill space to practice the composition rules discussed in class to get some personalized teacher feedback.

Please bring a smartphone, tablet, point & shoot camera or DSLR camera to class.

#### **Starr Petronella Course # 241PHAP100**

Thu, Feb 15 6:30 PM to 8:30 PM 1 Session

Non-member \$105.00

Member \$85.00

### PRODUCT PHOTOGRAPHY - SMALL BUSINESS PHOTOGRAPHY

Ever wonder why your photos don't quite look the same as "everyone else's"?

Attention all small business owners, mompreneurs, artists or anyone who is looking to sell their work online. Let Starr help you take some of the guesswork out of the "how did they do that" or "why do their images look so good" by helping you understand how to use simple, inexpensive household lighting, natural lighting, props and set-ups to begin creating your own eye-catching photos.

This class will start with a discussion over various lighting and set-up techniques, then move to hands-on practice with your own pieces and set-ups. Basics of composition will also be introduced. Some props, backgrounds and additional lighting will be provided. A 30-minute lunch break will be taken during class.

What to bring:

- Item you plan to photograph with i.e. smartphone or dslr/mirrorless camera
- Your own products or art you'd like to photograph, any fun props or lights you may have at home, anything that is fun, weird or inspiring you have around the house that you think would be fun to bring.

#### **Starr Petronella Course # 241PHPP010**

Sat, Feb 10 10:00 AM to 2:30 PM 1 Session

Non-member \$245.00

Member \$225.00

## TEEN ART CLASSES

### ART OF FASHION DESIGN AND ILLUSTRATION FOR TEENS

Are you the future of fashion? Have fun exploring your unique design style as you learn the basics of fashion design and illustration! In this class for all levels, teen artists 11-17 years old will discover the art of designing clothing and portraying their style, imagination, and inspiration in fashion illustrations. You'll learn to draw elongated fashion figures, design your own signature clothing and accessories, and create the unique illustrations that bring your collection to life! Classes are progressive and students can join at any time. Each successive session builds upon the last. Students will receive individual attention in a relaxed environment that encourages creativity and experimentation. All materials and supplies are included.

#### **Nadine Dodd Course # 241YTFD050**

Thu, Jan 25 - Feb 22 4:30 PM to 6:00 PM 5 Sessions

#### **OR**

#### **Nadine Dodd Course # 241YTFD055**

Thu, Feb 29 - Mar 28 4:30 PM to 6:00 PM 5 Sessions

Non-member \$245.00  
Member \$225.00

### COMIC BOOK AND MANGA CREATION - AGES 10-15

Have you ever created your own comic book or manga characters? Atlanta based Fore Runner Comics artist/ writer Vincent E. Allen will demonstrate ways to develop, create & design your own characters. All artwork is completed using everyday pencils, pens, colored pencils, affordable markers, paper and practice. Through open discussions about current comics and movies, students will learn how to create poses, positioning, panels, angles, action, and emotion as well as exploring the creative aspects of plotting, personality traits, and writing dialog. See [www.spruillarts.org](http://www.spruillarts.org) for a list of supplies you will need to bring to class.

#### **Vincent E Allen Course # 241YTCB050**

Sat, Jan 13 - Mar 2 10:00 AM to 12 N 8 Sessions

Non-member \$230.00  
Member \$210.00

### DIGITAL CHARACTER DESIGN (AGES 12-16) **NEW!**

Join our 4-week course to unlock your creative potential in the world of character design using the Procreate app. You'll master Procreate's tools and gain expertise in crafting captivating characters for comics, manga, graphic novels, and digital media. Develop the ability to conceptualize unique characters, understand character anatomy and expression, create dynamic poses, explore color theory and textures, and use characters to tell compelling stories. Throughout this course, you will acquire the skills to bring your characters to life on the digital canvas. Ideal for beginners and aspiring artists, this course is your gateway to the world of digital character design.

#### **Phoebe Rothwell Course # 241YTDP400**

Wed, Jan 10-31 4:30 PM to 6:00 PM 4 Sessions

#### **OR**

#### **Phoebe Rothwell Course # 241YTDP450**

Wed, Feb 7-28 4:30 PM to 6:00 PM 4 Sessions

Non-member \$145.00  
Member \$125.00

### DRAWING AND PAINTING THE PORTRAIT - AGES 11-16

Develop and grow your portrait skills in this studio class for all levels of teen artists! You will learn the basics of portrait drawing and practice by drawing and painting from references and from real live models! We will explore the foundations of portraiture (such as proportions, form, and value) while drawing from life, photographs, and your own artistic imagination. Students will receive individual attention in a relaxed environment that encourages creativity and experimentation. All materials and supplies are included. This class allows students to work from life with fully clothed and costumed models. Model fees will be collected by the instructor at the first class.

#### **Nadine Dodd Course # 241YTDP050**

Sat, Jan 20 - Feb 17 10:00 AM to 12 N 5 Sessions

#### **OR**

#### **Nadine Dodd Course # 241YTDP055**

Sat, Feb 24 - Mar 23 10:00 AM to 12 N 5 Sessions

Non-member \$245.00  
Member \$225.00

### DRAWING COMICS (AGES 10-17)

BLAM! ZOOM! POP! Got your attention? Learn from a professional comic book artist on how to draw and make comics!

After an overview of the sequential art medium, students will receive brief instruction in storytelling, character design and worldbuilding before focusing on drawing. We'll touch upon drawing some of the most important components needed in making comics... characters, backgrounds, and more. Students will also receive instruction on the art of composing compelling comic pages and learning about the essential elements of a comic book page.

Whether your interest is more American style comics or Manga/Anime, you'll have fun learning how to make comics and draw your favorite characters or characters you have imagined yourself.

Students will also develop their own comic page outside of class as part of the class instruction.

See [www.spruillarts.org](http://www.spruillarts.org) for a list of supplies you will need to bring to class.

#### **David Jackson Course # 241YTCB200**

Fri, Jan 12 - Feb 16 No class 1/19 5:00 PM to 6:30 PM 5 Sessions

Non-member \$230.00  
Member \$210.00

### FIGURE DRAWING - TEENS & ADULTS: 17YRS & UP

A three hour, sight-based, life-drawing class is available for both TEENAGE & ADULTS. Especially beneficial for Art Students whose schedules prevent the joining weekday classes. Emphasizes a focus on representational drawing, draftsmanship, relationships & composition for beginning to advanced drawing students. Explore SPACIAL & ELEMENTAL RELATIONSHIPS & VOLUMETRICS while learning of the bonds between edges & mass, observation & experimentation. Lastly develop a clear ability to understand, see, compose and dynamically render the human form. Open to all drawing media (i.e. charcoal, color pencils, pastels, conte, ink & watercolor) Live models in all classes. MODEL FEES ARE COLLECTED BY THE INSTRUCTOR AT THE FIRST CLASS. Past student work can be seen at my website on student gallery pages. See [www.spruillarts.org](http://www.spruillarts.org) for a list of supplies you will need to bring to class.

#### **John Horne Course # 241DWPD065**

Sat, Jan 13 - Feb 17 9:30 AM to 12:30 PM 6 Sessions

#### **OR**

#### **John Horne Course # 241DWPD070**

Sat, Feb 24 - Mar 23 9:30 AM to 12:30 PM 5 Sessions

Non-member \$210.00  
Member \$190.00

## INTRODUCTION TO TEEN JEWELRY

Learn the basic techniques of jewelry fabrication and metalsmithing by making pieces such as bracelets, pendants, and earrings. Students will learn techniques of soldering, cold-connections, wire-wrapping, and more! Step-by-step demonstrations and instructions will lay the foundation for the student to learn piercing with the jeweler's saw, finishing, and forming metal sheet and wire. Each project simultaneously builds jewelry making skills learned from the beginning of class to the last advanced project. Attendance is important! Metals, such as copper, brass, and a small amount of silver, as well as all necessary tools will be provided. For beginners the first class is MANDATORY. There will be NEW PROJECTS each quarter!!

All necessary materials and supplies are included in the \$50 Materials Fee and the \$15 Jewelry Lab Fee, which are PAYABLE WITH REGISTRATION.

### Blair Valentino Course # 241YTJE010

Sun, Jan 21 - Mar 24 no class 2/4, 2/18 3:00 PM to 5:00 PM 8 Sessions

Non-member \$328.00  
Member \$308.00

## PAINTING & DRAWING STUDIO - AGES 11-14

Come explore the wonderful world of drawing and painting! Learn classic techniques for realism while having fun developing new skills and expressing your creative imagination. New students are encouraged to join this course at any experience level, while returning students will continue to build skills and explore techniques as they progress. We will explore the foundations of art (such as line, value, shape, form, color theory) while drawing from life, photographs, and your own artistic imagination. The classes are project based and will encompass drawing and painting exercises, as well as finished artworks, and a bit of art history. Students will receive individual attention in a relaxed environment that encourages creativity and experimentation. All materials and supplies are included.

### Nadine Dodd Course # 241YTDPO20

Mon, Jan 22 - Feb 19 4:30 PM to 6:00 PM 5 Sessions

OR

### Nadine Dodd Course # 241YTDPO25

Mon, Feb 26 - Mar 25 4:30 PM to 6:00 PM 5 Sessions

Non-member \$245.00  
Member \$225.00

## TEEN DRAWING & PORTFOLIO DEVELOPMENT - AGES 12-19

Created to assist development of Teen Artist's regardless of their individual performance level and an excellent choice for high school AP Students, Studio & Portfolio Preparation students developing their work, to focus their investigative skills & to expand on the experimental elements of their portfolios. Based on the "Pre-AP Guide," each project - based upon Instructor provided photographs - will focus more deeply on creating 3 & 4 dimensional, studio quality drawings by exploring basic principles of value, space, proportion, attitude, tension, and composition. Classes are progressive, students can join at any time, each successive session builds upon the last. A group critique is incorporated into each class. Past student work can be seen at my website on student gallery pages. See [www.spruillarts.org](http://www.spruillarts.org) for a list of supplies you will need to bring to class.

### John Horne Course # 241YTDW050

Tue, Jan 9 - Feb 13 4:30 PM to 6:00 PM 6 Sessions

OR

### John Horne Course # 241YTDW150

Tue, Feb 20 - Mar 26 4:30 PM to 6:00 PM 6 Sessions

Non-member \$195.00  
Member \$175.00

## PORTRAIT DRAWING FOR TEENS & ADULTS: 16YRS - ADULT

A 3 hour class for all levels (ages 16 & up) 'DRAW WHAT YOU SEE YOU KNOW YOU SEE'.

A life-drawing class available for both TEENAGERS & ADULTS. Especially beneficial for those with schedules preventing weekday class attendance. Emphasizes a focus on representational drawing, draftsmanship, relationships & composition for beginning to advanced drawing students. Explore SPACIAL & ELEMENTAL RELATIONSHIPS & VOLUMETRICS while learning of the bonds between edges & mass, observation & experimentation. Lastly develop a clear ability to understand, see, compose and dynamically render the human form. Open to all drawing media (i.e. charcoal, color pencils, pastels, conte, ink & watercolor) Live models in all classes.

MODEL FEES ARE COLLECTED BY THE INSTRUCTOR AT THE FIRST CLASS.

Past student work can be seen at my website on student gallery pages. See [www.spruillarts.org](http://www.spruillarts.org) for a list of supplies you will need to bring to class.

### John Horne Course # 241DWPD165

Sat, Jan 13 - Feb 17 1:00 PM to 4:00 PM 6 Sessions

OR

### John Horne Course # 241DWPD170

Sat, Feb 24 - Mar 30 1:00 PM to 4:00 PM 6 Sessions

Non-member \$230.00  
Member \$210.00

## TEEN GLASS ART – KILNFORMING FUSED GLASS NEW!

This class is for Teens ages 12-17yr old.

Students in this class will complete four to six projects such as suncatchers, candle holders, bowls, plates, jewelry and more. Come learn everything you need to know to get started fusing & slumping glass art. Each week there will be discussion covering everything from proper cutting of glass, to the technical aspect of finishing a piece. You will also get plenty of creative time with hands on help. All levels of experience are welcome. \$100 Materials Fee INCLUDED IN REGISTRATION FEE.

IMPORTANT: Do NOT wear sandals or open-toed shoes to this class. Shoes that cover and protect your feet are a must. Shoes that lace and tie, such as tennis or jogging shoes, are best.

### Starr Petronella Course # 241YAGL010

Tue, Mar 5-26 4:30 PM to 6:30 PM 4 Sessions

Non-member \$315.00  
Member \$295.00

## TEEN WHEEL - AGES 13-18

This class will investigate the creative possibilities of clay. We will have a great time exploring techniques on the potter's wheel such as centering, throwing, and trimming. We will also glaze and fire the pieces we create in class. Some tools required; a basic set for \$10 may be purchased through the instructor. Optional tools may be suggested by instructor. See [www.spruillarts.org](http://www.spruillarts.org) for additional details regarding supplies.

### John Gresens Course # 241YTCE080

Tue, Jan 9 - Mar 12 4:00 PM to 6:00 PM 10 Sessions

Non-member \$310.00  
Member \$290.00



## CHILDREN'S ART CLASSES

### ART THROUGH THE AGES (AGES 5-8) **NEW!**

In this class we will explore artistic styles through art history while reviewing the fundamentals of art. We will begin with imagery of pre-Historic cave drawings then move through Modern times. We will touch on Surrealism, Abstract Expressionism, Impressionism, Cubism, and Realism. Students will experiment with a variety of mediums include collage, watercolor and acrylic paints.

#### **Rosa McMurtray Course # 241YBAA100**

Wed, Jan 10 - Feb 7 4:00 PM to 5:30 PM 5 Sessions

### **OR**

#### **Rosa McMurtray Course # 241YBAA105**

Wed, Feb 21 - Mar 20 4:00 PM to 5:30 PM 5 Sessions

Non-member \$155.00

Member \$135.00

### CLAY, COLLAGE AND PAINT - AGES 5-7

Young artists will become familiar with the elements and principles of art through the use of clay, collage and paint. A variety of well-known artist styles will be explored through the use of line, shape and color. Students will complete several mixed media works of art. Come make new friends while discovering the exciting world of art-making. Please send a smock for painting purposes.

#### **Rebecca Nagel Course # 241YCMM110**

Sat, Jan 13 - Feb 10 10:00 AM to 11:30 AM 5 Sessions

### **OR**

#### **Rebecca Nagel Course # 241YCMM115**

Sat, Feb 17 - Mar 16 10:00 AM to 11:30 AM 5 Sessions

Non-member \$155.00

Member \$135.00

### CREATIVE CLAY AGES 7-12

Join us for this dynamic combination of creativity and skill-building. Students will explore the possibilities of hand-building basics. We will explore clay through various exciting projects including animals, pinch-pots, tiles, coil sculptures and more. Both directed projects and experimentation will be supported and encouraged as each student's skill level evolves.

#### **Maydelle (May) Lucas Course # 241YCCE110**

Tue, Jan 9 - Mar 19 No class 2/13, 2/20 4:00 PM to 6:00 PM 9 Sessions

Non-member \$300.00

Member \$280.00

### DRAWING & PAINTING STUDIO - AGES 10-14

Come explore the wonderful world of drawing and painting! Learn classic techniques for realism while having fun developing new skills and expressing your creative imagination. New students are encouraged to join this course at any experience level, while returning students will continue to build skills and explore techniques as they progress. We will explore the foundations of art (such as line, value, shape, form, color theory) while drawing from life, photographs, and your own artistic imagination. The classes are project based and will encompass drawing and painting exercises, as well as finished artworks, and a bit of art history. Students will receive individual attention in a relaxed environment that encourages creativity and experimentation. All materials and supplies are included.

#### **Nadine Dodd Course # 241YTDP030**

Sat, Jan 20 - Feb 17 1:30 PM to 3:30 PM 5 Sessions

### **OR**

#### **Nadine Dodd Course # 241YTDP035**

Sat, Feb 24 - Mar 23 1:30 PM to 3:30 PM 5 Sessions

Non-member \$245.00

Member \$225.00

### DRAWING ANIMAL CHARACTERS (AGE 10-17) **NEW!**

Have fun drawing some of the most beloved animal characters in comics and animation! Students learn the basics of how to capture the likeness of animal characters from studios like Disney and more. Attendees will also create their very own animal character design and develop character design sheets that capture the look and expressions of their animal characters.

Just a 9 x 12 sketchbook, 2H pencil, and white eraser are all that's required for having fun!

Ages 10-17

#### **David Jackson Course # 241YCDA110**

Fri, Feb 23 - Mar 22 4:30 PM to 6:00 PM 5 Sessions

Non-member \$230.00

Member \$210.00

### INTRODUCTION TO DRAWING (AGES 8-13)

Learn how easy it is to draw multiple subjects with simple shapes! Perfect for young students who want to try their hand at drawing and beginning their exploration into art since drawing is the key fundamental required skill. You'll create simple line drawings of landscapes, still-lives, animals and human figures. From there, students are instructed in shading and a basic understanding of perspective.

All you need is a 9x12 sketchbook, some graphite pencils, a white rubber eraser, and you can be on your way to discovering your inner artist!

#### **David Jackson Course # 241YCDW140**

Mon, Jan 8 - Feb 5 4:30 PM to 6:00 PM 5 Sessions

Non-member \$230.00

Member \$210.00

### MIXED-MEDIA MASTERS AGES 6-9

Let's explore art, history, science, and literature in this all-encompassing mixed-media class! Students will experiment with a variety of materials & art-making techniques as well as hearing stories and learning interdisciplinary facts based on each lesson. Come to a place where creativity, imagination, and personal choice are encouraged! Art is EVERYWHERE! Parents, students can arrive for the class at 3:55 pm. Wait in the hallway if you arrive before the designated time. Thank you.

#### Megan Reeves Williamson Course # 241YCMM200

Mon, Jan 29 - Mar 18 No class 2/19, 3/4 4:00 PM to 5:30 PM 6 Sessions

Non-member \$105.00  
Member \$85.00

### PARENT & CHILD PAINTING AGES 5 AND UP

Join Ms. Nagel as she guides you and your child to create original "masterpieces" by working side by side, learning the fundamentals of painting. All school age children welcome. Fee includes one child and one adult (parent, grandparent or a special family member). No need to bring anything (except maybe a smock); supplies are included in the course fee.

#### Rebecca Nagel Course # 241YCDP300

Sat, Jan 20 - Feb 10 1:00 PM to 3:00 PM 4 Sessions

OR

#### Rebecca Nagel Course # 241YCDP310

Sat, Feb 17 - Mar 9 1:00 PM to 3:00 PM 4 Sessions

Non-member \$200.00  
Member \$180.00  
Sibling Reg. Fee \$80.00

### STROKES OF HISTORY (AGES 8 - 13) **NEW!**

Young artists will not only have fun painting and drawing, but they will also learn about the lives and works of 12 famous artists as they progress through the 5 sessions! From Leonardo to Lichtenstein, each student can select one of two artist's popular works to draw or paint while the instructor teaches the art history of two famous artists each week. Art materials will be supplied!

#### David Jackson Course # 241PTSH100

Mon, Feb 19 - Mar 18 4:30 PM to 6:00 PM 5 Sessions

Non-member \$250.00  
Member \$230.00

## SCHOOL BREAK CAMPS

Join us for an art-filled camp of celebration, drawing, painting and more! Campers will enjoy lunchtime games and even go outside (weather permitting). Everyone is welcome - no prior class experience necessary. Please send your child with a painting smock, sack lunch, and drink.

### ENCHANTED FOREST ART CAMP - ONE DAY ONLY (AGES 5-10)

Come have fun at Spruill Arts during this School Holiday. Campers will explore art through a variety of mixed-media such as drawing, painting, or collage as they create one-of-a-kind artistic keepsakes. Everyone is welcome - no prior class experience necessary. Please send your child with a painting smock, face mask and a sack lunch & drink. Additional care may be available as needed for an additional fee.

Spruill Center for the Arts offers scholarships opportunities for families that need financial assistance with providing campers with fun and engaging camp experience. Follow the link provided below to complete the application process. Contact the Camp Director at [camps@spruillarts.org](mailto:camps@spruillarts.org) <https://www.spruillarts.org/scholarships>

#### Course # 241YCPDCB

Mon, Feb 19 9:30 AM to 3:00 PM 1 Session

Non-member \$90.00  
Member \$75.00

### FANTASTIC BEASTS ART CAMP - ONE DAY ONLY (AGES 5-10)

Come have fun at Spruill Arts during this School Holiday. Campers will explore art through a variety of mixed-media such as drawing, painting, or collage as they create one-of-a-kind artistic keepsakes. Everyone is welcome - no prior class experience necessary. Please send your child with a painting smock, face mask and a sack lunch & drink. Additional care may be available as needed for an additional fee.

Spruill Center for the Arts offers scholarships opportunities for families that need financial assistance with providing campers with fun and engaging camp experience. Follow the link provided below to complete the application process. Contact the Camp Director at [camps@spruillarts.org](mailto:camps@spruillarts.org) <https://www.spruillarts.org/scholarships>

#### Course # 241YCPDCA

Fri, Feb 16 9:30 AM to 3:00 PM 1 Session

Non-member \$90.00  
Member \$75.00